

Harris County Auditor's Office



MEMORANDUM

To: Lina Hidalgo, County Judge
Rodney Ellis, Commissioner Precinct 1
Adrian Garcia, Commissioner Precinct 2
Tom Ramsey, Commissioner Precinct 3
Lesley Briones, Commissioner Precinct 4

Christian Menefee, County Attorney
Diana Ramirez, Interim County Administrator

From: Mike Post, Harris County Auditor
Errika Perkins, Chief Assistant County Auditor- Audit Division

CC: Samantha Kealoha, County Judge's Office
Brandon Dudley, Precinct 1
Mike Lykes, Precinct 2

Lynn Blue, Precinct 3
Alice Lee, Precinct 4
Jonathan Fombonne, County Attorney's Office

RE: Court-Appointed Attorney Billing Review

Date: September 8, 2023

EXECUTIVE SUMMARY

At the request of Commissioners Court, the Internal Audit Division performed a consulting engagement to review indigent defense appointments and fees paid by Harris County to court-appointed attorneys for state fiscal years 2020, 2021, and 2022. The engagement included the following agreed upon procedures:

1. **Review of the Top 50 Court-Appointed Attorneys for Fiscal Years 2020 to 2022:** Provide a list of the highest paid court-appointed attorneys, including payments from all District and Harris County courts (i.e., felony criminal district courts, misdemeanor county criminal courts, juvenile courts, and family courts).
2. **Review of Case Counts and Amounts by Type of Offense:** Provide total cases by count and type of offense that were assigned to the top 50 highest paid court-appointed attorneys.
3. **Review of Case Assignments and Amounts Paid by Court:** Determine the amounts, case counts, and case types assigned by each court to the top 50 highest paid court-appointed attorneys.
4. **Review the Type of Service Payments by Attorney:** Review the attorney billings to determine the amounts paid for court appearances, jail visits, investigations, and expert witnesses for the top 50 highest paid court-appointed attorneys.

The results of our procedures are captured in the Results section and the various appendices.

BACKGROUND

The Texas Code of Criminal Procedure (CCP) Article 26.04 states that judges of the courts “shall adopt and publish written countywide procedures for timely and fairly appointing counsel for an indigent defendant in the county arrested for, charged with, or taking an appeal from a conviction of a misdemeanor punishable by confinement or a felony.” Pursuant to the CCP, an indigent defendant is entitled to have an attorney appointed to represent him or her in any adversary judicial proceeding that may result in punishment by confinement and in any other criminal proceeding if the court concludes that the interests of justice require representation. The CCP defines an indigent person as a person who is not financially able to employ counsel.¹

In 2001, the 77th Texas Legislature passed the Fair Defense Act creating the blueprint for distribution of indigent defense grant funding from the State of Texas to local governments through the creation of the Task Force on Indigent Defense (now known as the Texas Indigent Defense Commission or TIDC). The Fair Defense Act required that all criminal courts in Texas adopt formal procedures for providing appointed attorneys to indigent defendants, allowing for prompt appointment of qualified attorneys.² As a result, the District Court and Harris County Court Plans set the standards and procedures for appointment of counsel for indigent defendants.³

An indigent defendant cannot select the attorney appointed to them. The courts can appoint a private attorney from an approved Master List, a public defender, or through a managed assigned counsel organization to represent the indigent defendant. Private court-appointed attorneys are paid based on the Harris County fee schedule for indigent defense in **Appendix B and C**. Harris County public defenders are attorneys employed by Harris County and are paid through an annual salary.

The Harris County Public Defender’s Office (PDO) was established by Commissioners Court in 2011 to represent persons charged in the misdemeanor, felony, juvenile and appellate courts, who cannot afford to hire an attorney. The public defenders are not appointed for legal representation on capital cases. In addition to indigent defense, the PDO provides services such as representation at 24-hour magistrate hearings 365 days a year, immigration consultation for criminal cases, and community outreach programs.

In October 2020, the Managed Assigned Counsel (MAC) Program was implemented to manage appointments for people who cannot afford an attorney and are facing misdemeanor criminal charges in the Harris County Criminal Courts at Law.

Court-appointed attorneys are provided to an indigent criminal defendant, juvenile respondent, or ad litem for minors in abuse and neglect cases. These courts can be grouped into the primary areas as illustrated in **Figure 1**.

¹ Texas Code of Criminal Procedure Article 1.051(b) and (c)

² <https://www.texasappleseed.org/fair-defense-act>

³ [District Court Indigent Defense Plan](#); [County Court Indigent Defense Plan](#)

Figure 1 – Overview of Harris County and District Court Categories

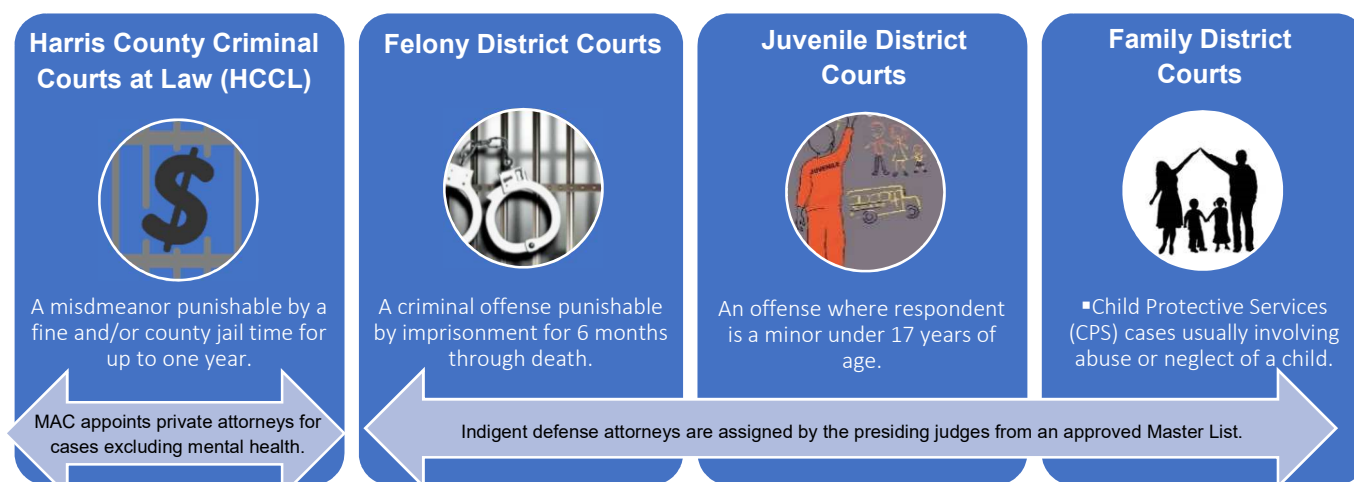


Figure 2 captures the total amount that Harris County paid for indigent representation to private court-appointed attorneys and the PDO costs related to indigent representation, including appeals. These amounts do not include expert witnesses, investigators' expenses, other expenses, or CPS cases.

Figure 2 – Total Costs for Indigent Representation by Fiscal Year

Fiscal Year	Court-appointed Attorney Fee Payments (Excluding CPS) ⁴	PDO Salary and Benefits for Indigent Defense Work ⁵
2020	\$34.5M	\$12.8M
2021	\$38.7M	\$16.1M
2022	\$54.6M	\$20.1M

APPENDIX REFERENCES

Figure 3 – Summary of Related Appendices

Appendix	Description
A	Glossary of terms related to indigent defense.
B	Harris County District Courts Indigent Defendants Fee Schedule
C	Harris County Courts Indigent Defendants Fee Schedule
D	Breakdown of each court's number of cases, term assignment vouchers, and amounts paid to the top 50 highest paid court-appointed attorneys.
E	Breakdown of the number of cases assigned by each court to PDO attorneys.
F	Breakdown of the top 50 highest paid court-appointed attorneys' number of cases, term assignment vouchers, and amounts paid.
G	Breakdown of total fees, by service type, paid to the top 50 highest paid attorneys for fiscal years 2020, 2021, and 2022.

⁴ [Attorney Caseload - Indigent Defense Data for Texas \(tamu.edu\)Ca](https://attorney.caseload.tamu.edu/Ca)

⁵ <http://tidc.tamu.edu/public.net/Reports/CountyFinancialReport.aspx?cid=101&fy=2022>

RESULTS

PROCEDURE 1: REVIEW OF THE TOP 50 COURT-APPOINTED ATTORNEYS FOR FISCAL YEARS 2020 to 2022












































Attorney billing for the District Courts and Harris County Courts is processed through the Voucher Information Processing Systems (ViPS). The attorney submits a fee voucher in ViPS, and the system routes the invoice to the appropriate levels for approval, including the Presiding Judge. The ViPS data includes court-appointed attorneys fees from the District, County Criminal, and Family Courts, but excludes fees related to death writs, expunged, or sealed cases. However, TIDC reports the amounts paid on these highly sensitive matters.

The court-appointed attorneys annually self-report the percentage of their time spent on Harris County indigent defense cases by submitting an Attorney Practice Time Report to TIDC as mandated by CCP Article 26.04(j). The attorney self-reported practice time does not represent the percentage of revenue associated with his/her firm.

During the 86th Legislature, Senate Bill 560 established new reporting requirements for child protective services (CPS). Beginning in fiscal year 2022, TIDC required counties to provide a detail breakdown of court-ordered CPS representation. As a result, CPS cases are only included in the total number of cases and paid amounts for fiscal year 2022 in the subsequent tables.

Figure 4 lists the top 50 highest paid court-appointed attorneys based on combined total amounts for fiscal years 2020, 2021, and 2022, including their self-reported practice time. Attorneys who did not self-report their Attorney Time Report for Harris County are marked as a N/A in **Figure 4**. The amounts paid to these attorneys were obtained from ViPS. The paid amounts in **Figure 4** relate to indigent defense services performed by the attorney, but they do not include fees paid to an attorney for reimbursement of expert witness or investigation costs. The total payments, including expert witness and investigation pass-through costs paid to court-appointed attorneys, are presented in **Figures 7 and 8**.

Figure 4 – Top 50 Highest Paid Attorneys and Self-Reported Practice Time by Fiscal Year

Attorney Name	FY 2020		FY 2021		FY 2022		Total 3 Years	3-Year
	Paid Amount	Practice Time	Paid Amount	Practice Time	Paid Amount	Practice Time	Paid Amt.	Trending
Jimmy Ortiz	\$752,882	100%	\$806,187	100%	\$748,445	100%	\$2,307,514	
Jeanie Ortiz	\$352,019	100%	\$522,460	100%	\$1,006,008	95%	\$1,880,487	
Jerome Godinich	\$539,350	90%	\$521,040	95%	\$585,950	90%	\$1,646,340	
Thomas Dupont	\$480,008	100%	\$522,135	100%	\$642,861	85%	\$1,645,004	
Riddhi Desai	\$287,011	60%	\$441,024	70%	\$586,969	95%	\$1,315,004	
Paria Rafiee	\$251,244	99%	\$353,670	97%	\$416,305	96%	\$1,021,219	
A. Nunnery	\$439,935	N/A	\$362,163	100%	\$218,799	100%	\$1,020,897	
Hans Nielsen	\$319,688	90%	\$313,996	100%	\$383,178	100%	\$1,016,861	
Jose Vela	\$188,876	100%	\$311,377	90%	\$514,976	99%	\$1,015,229	
Lisa Andrews	\$410,711	55%	\$85,167	60%	\$490,834	60%	\$986,712	
Mario Madrid	\$259,378	45%	\$361,239	40%	\$365,214	40%	\$985,831	
Danny Easterling	\$293,787	70%	\$336,572	90%	\$352,289	90%	\$982,648	
Anthony Osso	\$225,000	75%	\$85,030	75%	\$667,027	75%	\$977,057	
James Reed	\$220,508	100%	\$311,248	95%	\$441,249	100%	\$973,005	
Cheryl Brown	\$90,496	100%	\$276,657	100%	\$593,026	90%	\$960,179	
R. Cornelius	\$249,457	100%	\$297,342	100%	\$404,220	N/A	\$951,019	
Bryan Savoy	\$263,591	N/A	\$253,887	100%	\$424,356	100%	\$941,834	
Melissa Dickson	\$180,026	100%	\$334,956	100%	\$417,802	95%	\$932,784	
Dionne Press	\$261,966	100%	\$223,494	100%	\$444,899	100%	\$930,359	
Cary Higginbotham	\$339,067	65%	\$227,283	70%	\$361,835	98%	\$928,185	
Lori Deangelo	\$172,548	100%	\$281,928	100%	\$467,130	100%	\$921,606	
Mark Lipkin	\$249,932	100%	\$239,819	95%	\$431,230	100%	\$920,981	
Ted Doeblbler	\$186,851	85%	\$290,702	90%	\$434,400	90%	\$911,953	
James Stafford	\$310,459	50%	\$195,725	N/A	\$386,829	50%	\$893,013	
James Mount	\$207,433	85%	\$259,715	85%	\$415,612	95%	\$882,760	
Patrick Ruzzo	\$288,772	95%	\$295,647	N/A	\$297,085	N/A	\$881,504	
Markay Stroud	\$228,529	100%	\$302,652	98%	\$335,259	99%	\$866,440	
Justin Keiter	\$158,756	75%	\$247,854	75%	\$445,434	65%	\$852,044	
Mary Conn	\$128,918	100%	\$253,889	49%	\$462,907	50%	\$845,714	
Feroz Merchant	\$275,776	90%	\$222,978	95%	\$335,536	90%	\$834,290	
Todd Ward	\$105,147	65%	\$398,187	95%	\$327,365	90%	\$830,699	
Loretta Muldrow	\$337,352	100%	\$194,872	100%	\$294,407	N/A	\$826,631	
Kyle Sampson	\$92,733	N/A	\$370,016	95%	\$340,015	95%	\$802,764	
Sylvia Escobedo	\$144,356	91%	\$336,581	100%	\$315,022	100%	\$795,959	
Steven Greenlee	\$145,290	N/A	\$215,725	N/A	\$433,840	N/A	\$794,855	
Charles Brodsky	\$187,705	85%	\$285,165	86%	\$321,423	85%	\$794,293	
Jill Lansden	\$128,865	65%	\$279,342	80%	\$345,195	75%	\$753,402	
Staci Biggar	\$224,004	80%	\$250,618	90%	\$275,024	90%	\$749,646	
Patricia Sedita	\$178,647	75%	\$248,335	85%	\$309,533	90%	\$736,515	
Kevin Stryker	\$160,922	35%	\$214,660	50%	\$341,848	70%	\$717,430	
James Graves	\$95,544	50%	\$145,144	35%	\$472,658	50%	\$713,346	
David Garza	\$257,239	80%	\$212,265	100%	\$241,012	75%	\$710,516	
Robert Scott	\$195,066	N/A	\$226,814	95%	\$282,610	90%	\$704,490	
Bret Kisluk	\$121,469	80%	\$147,694	100%	\$411,856	80%	\$681,019	
Daniel Werlinger	\$210,534	80%	\$209,582	65%	\$256,915	60%	\$677,031	
Nora Morales	\$147,777	N/A	\$286,599	91%	\$234,386	70%	\$668,762	
Gerald Bourque	\$296,032	35%	\$122,175	N/A	\$248,318	N/A	\$666,525	
Nathan Hennigan	\$199,579	100%	\$173,195	100%	\$292,502	100%	\$665,276	
Eileen Bogar	\$217,801	98%	\$241,527	99%	\$196,159	95%	\$655,487	
Equator Turner	\$72,810	75%	\$192,083	95%	\$389,179	100%	\$654,072	

PROCEDURE 2: REVIEW OF CASE COUNTS AND AMOUNTS BY TYPE OF OFFENSE

Attorney case counts obtained from ViPS reflect the cases that were paid during the reported fiscal year, while the reported TIDC case counts reflect the number of cases that were disposed or finalized during the fiscal year. A court-appointed attorney usually submits the voucher for payment after disposition or dismissal of the case. Therefore, the amount paid in one fiscal year may include services provided in prior periods if the case duration extended over multiple fiscal years.

In addition to an individual case assignment, an attorney may be appointed to provide indigent representation for a limited term assignment or a term assignment. A limited term assignment is for a period of one to five days, while a term assignment is for a period of more than one week but not more than one year in the respective courts. Harris County District Court discontinued term assignments approximately two years ago and Harris County Courts discontinued term assignments approximately one year ago. However, the data source did not segregate limited from term assignments.

The degree of the offense will impact the difficulty, time, and related costs to adequately represent an indigent defendant. Per the TIDC's Guidelines for Indigent Defense (Guidelines), Texas attorneys should carry an annual full-time equivalent caseload for the delivery of reasonably effective representation of no more than the following case totals:

- 236 Class B Misdemeanors
- 216 Class A Misdemeanors
- 174 State Jail Felonies
- 144 Third Degree Felonies
- 105 Second Degree Felonies
- 77 First Degree Felonies⁶

In addition, the "Texas Rules of Professional Conduct and the Performance Guidelines for Non-Capital Criminal Defense Representation of the State Bar of Texas require of lawyers sufficient knowledge, skill, preparation, time and resources for adequate representation. Furthermore, when attorneys cannot provide such representation, professional conduct rules and standards dictate that they should decline or withdraw from the case."⁷ Private attorneys may accept more cases than the Guidelines recommend. PDO case limits are consistent with those recommended by the TIDC.

Figure 5 displays the case counts, number of term assignment vouchers, and amounts paid by case type for the top 50 highest paid court-appointed attorneys based on ViPS data for fiscal years 2020, 2021, and 2022.

⁶ <https://tidc.texas.gov/caseload-guidelines/>

⁷ <https://tidc.texas.gov/media/8d85e69fd4fb841/guidelines-for-indigent-defense-caseloads-01222015.pdf>

Figure 5 – Top 50 Highest Paid Attorneys – Case Counts and Amounts Paid by Case Type

Attorney	Case Type	FY 2020			FY 2021			FY 2022			FY 2020-FY 2022
		No. of Cases	No. of Term Vouchers	Paid Amount	No. of Cases	No. of Term Vouchers	Paid Amount	No. of Cases	No. of Term Vouchers	Paid Amount	
Jimmy Ortiz	Felony	294	0	\$752,882	317	0	\$806,187	348	0	\$748,445	\$2,307,514
Jeanie Ortiz	Felony	288	21	\$292,417	366	19	\$406,450	546	12	\$831,349	\$1,880,487
	Misd.	118	53	\$59,602	252	47	\$116,010	323	23	\$172,679	
	RIC	0	0	\$0	0	0	\$0	3	0	\$1,980	
Jerome Godinich	Felony	311	1	\$539,350	442	5	\$521,040	382	4	\$585,175	\$1,646,340
	RIC	0	0	\$0	0	0	\$0	2	0	\$775	
Thomas Dupont	Felony	310	27	\$480,008	358	46	\$522,135	405	4	\$642,861	\$1,645,004
Riddhi Desai	Felony	255	11	\$240,381	462	13	\$391,020	629	10	\$508,095	\$1,315,004
	Misd.	38	37	\$46,630	92	20	\$50,004	143	54	\$78,874	
Paria Rafiee	Felony	180	9	\$187,132	317	2	\$293,470	292	5	\$350,988	\$1,021,219
	Misd.	56	51	\$64,112	129	50	\$60,200	74	44	\$63,880	
	RIC	0	0	\$0	0	0	\$0	3	0	\$1,437	
Alex Nunnery	Felony	48	0	\$439,935	28	0	\$362,163	26	0	\$218,799	\$1,020,897
Hans Nielsen	Felony	156	14	\$233,255	190	14	\$238,523	326	18	\$290,353	\$1,016,861
	Juvenile	91	0	\$86,433	31	0	\$74,973	48	0	\$91,225	
	Misd.	0	0	\$0	0	2	\$500	2	0	\$1,600	
Jose Vela	Felony	116	3	\$114,347	154	0	\$194,007	170	0	\$318,544	\$1,015,229
	Misd.	52	54	\$74,529	150	50	\$117,370	310	34	\$196,432	
Lisa Andrews	Felony	130	7	\$410,711	50	0	\$85,167	50	0	\$490,834	\$986,712
Mario Madrid	Felony	133	0	\$259,378	165	0	\$361,239	138	0	\$365,214	\$985,831
Danny Easterling	Felony	153	13	\$293,787	184	10	\$336,572	126	0	\$352,289	\$982,648
Anthony Osso	Felony	10	0	\$225,000	8	0	\$85,030	23	0	\$667,027	\$977,057
James Reed	Felony	158	10	\$162,608	259	4	\$253,648	351	2	\$389,555	\$973,005
	Misd.	29	55	\$57,900	71	49	\$57,600	73	46	\$49,528	
	RIC	0	0	\$0	0	0	\$0	4	0	\$2,166	
Cheryl Brown	Felony	19	6	\$11,112	271	27	\$221,867	486	39	\$559,336	\$960,179
	Misd.	117	54	\$79,384	137	57	\$54,790	99	20	\$32,460	
	RIC	0	0	\$0	0	0	\$0	2	0	\$1,230	
R. P. Cornelius	Felony	105	4	\$249,457	96	0	\$297,342	43	0	\$404,220	\$951,019
Bryan Savoy	Felony	155	8	\$263,591	174	5	\$253,887	142	0	\$424,356	\$941,834
Melissa Dickson	Felony	162	20	\$168,731	285	27	\$306,026	350	1	\$381,884	\$932,784
	Misd.	50	1	\$11,295	23	40	\$28,700	83	0	\$35,918	
	RIC	0	0	\$0	1	0	\$230	0	0	\$0	
Dionne Press	Felony	191	26	\$184,210	164	17	\$149,994	367	24	\$363,378	\$930,359
	Misd.	193	63	\$77,756	80	55	\$73,500	189	23	\$80,303	
	RIC	0	0	\$0	0	0	\$0	4	0	\$1,218	
Cary Higginboham	Felony	117	11	\$334,121	195	6	\$226,003	238	5	\$361,785	\$928,185
	Misd.	44	0	\$4,946	8	0	\$1,280	1	0	\$50	
Lori Deangelo	Felony	213	53	\$172,548	350	22	\$281,928	522	0	\$463,309	\$921,606
	RIC	0	0	\$0	0	0	\$0	5	0	\$3,821	
Mark Lipkin	Felony	243	10	\$227,642	314	20	\$239,177	459	8	\$430,225	\$920,981
	Juvenile	28	0	\$22,290	0	0	\$0	0	0	\$0	
	RIC	0	0	\$0	2	0	\$642	3	0	\$1,005	
Ted Doeblbler	Felony	207	15	\$186,851	302	3	\$290,702	422	6	\$432,705	\$911,953
	RIC	0	0	\$0	0	0	\$0	3	0	\$1,695	
James Stafford	Felony	8	0	\$310,459	11	0	\$195,725	12	0	\$386,829	\$893,013

Attorney	Case Type	FY 2020			FY 2021			FY 2022			FY 2020-FY 2022
		No. of Cases	No. of Term Vouchers	Paid Amount	No. of Cases	No. of Term Vouchers	Paid Amount	No. of Cases	No. of Term Vouchers	Paid Amount	
James Mount	RIC	0	52	\$100,760	58	25	\$88,742	307	0	\$250,934	\$882,760
	Misd.	127	15	\$57,123	80	72	\$74,090	160	0	\$100,712	
	Felony	259	0	\$49,550	256	0	\$96,883	109	0	\$63,966	
Patrick Ruzzo	Felony	195	8	\$288,772	206	11	\$295,647	196	19	\$297,085	\$881,504
Markay Stroud	Felony	175	0	\$228,529	197	3	\$302,652	203	0	\$332,437	\$866,440
	RIC	0	0	\$0	0	0	\$0	2	0	\$2,822	
Justin Keiter	Felony	99	0	\$158,756	117	1	\$247,854	141	0	\$441,407	\$852,044
	RIC	0	0	\$0	0	0	\$0	2	0	\$4,027	
	Misd.	0	0	\$0	0	0	\$0	1	0	\$0	
Mary Conn	Felony	105	5	\$128,918	109	1	\$253,889	71	0	\$462,907	\$845,714
Feroz Merchant	Felony	207	6	\$275,776	218	3	\$222,978	341	0	\$335,536	\$834,290
Todd Ward	Felony	100	3	\$105,147	228	2	\$398,187	220	0	\$327,180	\$830,699
	RIC	0	0	\$0	0	0	\$0	1	0	\$185	
Loretta Muldrow	Felony	31	0	\$337,352	29	0	\$194,872	29	0	\$294,407	\$826,631
Kyle Sampson	Felony	47	9	\$92,733	328	15	\$370,016	299	13	\$335,900	\$802,764
	RIC	0	0	\$0	0	0	\$0	5	0	\$3,115	
	Misd.	0	0	\$0	0	0	\$0	2	2	\$1,000	
Sylvia Escobedo	Felony	136	18	\$142,106	246	17	\$334,291	194	16	\$301,787	\$795,959
	Juvenile	3	0	\$2,250	1	0	\$2,290	5	0	\$13,235	
Steven Greenlee	Felony	139	9	\$145,290	224	29	\$215,725	410	37	\$430,025	\$794,855
	RIC	0	0	\$0	0	0	\$0	12	0	\$3,815	
Charles Brodsky	Felony	118	1	\$152,773	178	1	\$221,082	212	0	\$267,496	\$794,293
	Misd.	57	78	\$34,932	218	44	\$64,083	128	53	\$53,927	
Jill Lansden	Felony	75	7	\$90,367	205	19	\$240,830	268	15	\$313,255	\$753,402
	Misd.	85	14	\$38,498	50	23	\$38,512	29	24	\$29,706	
	RIC	0	0	\$0	0	0	\$0	3	0	\$2,234	
Staci Biggar	Felony	102	0	\$68,205	275	0	\$145,279	152	0	\$154,383	\$749,646
	RIC	0	53	\$94,600	70	25	\$71,501	84	0	\$37,501	
	Misd.	119	24	\$61,199	53	15	\$33,838	111	14	\$83,140	
Patricia Sedita	Felony	176	6	\$178,647	164	6	\$248,335	202	2	\$309,533	\$736,515
Kevin Stryker	Felony	193	28	\$160,672	216	17	\$178,435	312	11	\$268,233	\$717,430
	Misd.	0	1	\$250	59	25	\$36,225	127	42	\$72,620	
	RIC	0	0	\$0	0	0	\$0	2	0	\$995	
James Graves	Felony	109	11	\$95,544	148	19	\$145,144	383	19	\$471,337	\$713,346
	RIC	0	0	\$0	0	0	\$0	4	0	\$1,321	
David Garza	Felony	224	0	\$257,239	202	0	\$212,265	251	1	\$238,557	\$710,516
	RIC	0	0	\$0	0	0	\$0	4	0	\$2,455	
Robert Scott	Felony	288	7	\$195,066	253	2	\$226,814	289	11	\$281,990	\$704,490
	RIC	0	0	\$0	0	0	\$0	1	0	\$620	
Bret Kisluk	RIC	0	53	\$90,800	63	24	\$86,136	414	0	\$291,472	\$681,019
	Felony	326	0	\$30,669	219	0	\$61,558	149	0	\$120,384	
Daniel Werlinger	Felony	73	12	\$210,534	78	0	\$209,582	98	3	\$253,507	\$677,031
	RIC	0	0	\$0	0	0	\$0	3	0	\$3,408	
Nora Morales	Misd.	226	79	\$146,977	457	53	\$286,599	276	53	\$230,066	\$668,762
	Family	0	0	\$0	0	0	\$0	0	0	\$3,395	
	Juvenile	2	0	\$800	0	0	\$0	6	0	\$925	
Gerald Bourque	Felony	6	0	\$296,032	6	0	\$122,175	6	0	\$248,318	\$666,525
Nathan Hennigan	Felony	152	1	\$199,579	144	0	\$173,195	230	0	\$292,502	\$665,276
Eileen Bogar	Felony	351	21	\$217,801	369	17	\$241,527	314	19	\$195,089	\$655,487
	RIC	0	0	\$0	0	0	\$0	3	0	\$1,070	
Equator Turner	Felony	35	27	\$33,630	216	49	\$138,843	336	68	\$351,169	\$654,072
	Misd.	115	47	\$39,180	14	51	\$53,240	95	24	\$38,010	

PROCEDURE 3: REVIEW OF CASE ASSIGNMENTS AND AMOUNTS PAID BY COURT

Figure 6 provides the case counts, number of term assignment vouchers, and amounts paid by each court for court-appointed attorneys in fiscal years 2020, 2021, and 2022.

See **Appendix D** for details of caseload assignments and amounts paid by each court to the top 50 highest paid court-appointed attorneys based on consolidated amounts for the prior three fiscal years. See **Appendix E** for the PDO appointments by each court and **Appendix F** for details of court appointments for each of the top 50 highest paid court-appointed attorneys.

Due to the creation of the 482nd District Court in September 2021, no data exists for the court prior to that period in **Figure 6**.

Figure 6 – Case Assignments and Amounts Paid by Court for Attorneys in Fiscal Years 2020 to 2022

COURT	FY 2020			FY 2021			FY 2022		
	No. of Cases	No. of Term Vouchers	Paid Amount	No. of Cases	No. of Term Vouchers	Paid Amount	No. of Cases	No. of Term Vouchers	Paid Amount
174th District Court (Felony)	867	103	\$ 890,140	1,232	88	\$ 1,418,003	1,206	88	\$ 1,659,090
176th District Court (Felony)	666	76	\$ 682,110	1,220	69	\$ 1,157,863	1,236	76	\$ 1,227,832
177th District Court (Felony)	1,202	93	\$ 1,382,140	1,205	97	\$ 1,497,803	1,079	84	\$ 1,465,207
178th District Court (Felony)	1,239	24	\$ 1,239,266	1,460	23	\$ 1,569,833	1,619	4	\$ 2,024,744
179th District Court (Felony)	1,308	0	\$ 1,471,598	1,335	0	\$ 1,178,441	1,671	0	\$ 1,827,500
180th District Court (Felony)	677	162	\$ 989,862	1,272	92	\$ 1,241,845	1,315	16	\$ 1,500,756
182nd District Court (Felony)	1,199	0	\$ 1,256,604	1,335	1	\$ 1,510,646	1,622	0	\$ 2,398,334
183rd District Court (Felony)	1,176	0	\$ 1,390,245	1,216	0	\$ 1,321,923	1,241	0	\$ 2,459,494
184th District Court (Felony)	1,062	218	\$ 1,422,476	1,310	207	\$ 1,618,603	1,055	168	\$ 1,503,266
185th District Court (Felony)	1,007	86	\$ 1,179,283	1,132	71	\$ 1,375,456	1,685	51	\$ 2,495,921
208th District Court (Felony)	704	187	\$ 861,690	1,235	63	\$ 1,063,475	1,308	11	\$ 1,626,870
209th District Court (Felony)	954	2	\$ 1,291,828	1,219	21	\$ 1,567,859	1,397	5	\$ 1,867,702
228th District Court (Felony)	746	221	\$ 1,425,134	1,100	105	\$ 1,154,072	1,280	0	\$ 1,858,612
230th District Court (Felony)	931	262	\$ 1,153,375	1,390	238	\$ 1,377,113	1,642	176	\$ 1,981,081
232nd District Court (Felony)	1,046	189	\$ 1,759,559	1,134	171	\$ 1,351,154	1,482	170	\$ 2,075,181
248th District Court (Felony)	1,057	107	\$ 1,156,019	1,371	51	\$ 1,570,941	1,490	75	\$ 2,174,569
262nd District Court (Felony)	882	79	\$ 938,655	1,151	92	\$ 1,377,763	1,356	6	\$ 1,728,561
263rd District Court (Felony)	1,325	39	\$ 1,525,828	1,545	28	\$ 1,734,171	1,458	34	\$ 1,927,333
313th District Court (Juvenile)	859	0	\$ 477,141	398	0	\$ 421,790	492	0	\$ 508,923
314th District Court (Juvenile)	936	0	\$ 554,760	498	0	\$ 467,178	525	0	\$ 526,541
315th District Court (Juvenile)	1,192	0	\$ 713,762	705	0	\$ 617,386	655	0	\$ 510,510
337th District Court (Felony)	961	0	\$ 1,082,110	978	91	\$ 1,221,399	1,277	121	\$ 1,799,966
338th District Court (Felony)	900	47	\$ 1,179,706	758	82	\$ 727,813	1,389	51	\$ 1,161,189
339th District Court (Felony)	755	0	\$ 898,647	1,202	3	\$ 1,306,714	1,509	14	\$ 2,219,842
351st District Court (Felony)	930	93	\$ 1,330,824	1,294	61	\$ 1,432,692	1,406	35	\$ 2,123,006
482nd District Court (Felony)*	N/A	N/A	N/A	56	5	\$ 42,381	1,180	132	\$ 1,478,305
County Criminal Court No. 1 (Misd.)	544	273	\$ 276,308	690	277	\$ 415,879	906	316	\$ 572,244
County Criminal Court No. 2 (Misd.)	568	258	\$ 321,464	409	244	\$ 381,999	705	252	\$ 516,735
County Criminal Court No. 3 (Misd.)	532	275	\$ 305,345	872	231	\$ 572,930	892	330	\$ 651,373
County Criminal Court No. 4 (Misd.)	942	273	\$ 372,328	849	273	\$ 432,799	860	276	\$ 515,005
County Criminal Court No. 5 (Misd.)	460	281	\$ 288,946	637	295	\$ 285,300	947	369	\$ 535,852
County Criminal Court No. 6 (Misd.)	398	216	\$ 264,164	645	218	\$ 406,381	949	250	\$ 527,615
County Criminal Court No. 7 (Misd.)	204	251	\$ 206,701	464	203	\$ 262,878	564	263	\$ 383,729
County Criminal Court No. 8 (Misd.)	721	434	\$ 412,297	938	323	\$ 557,573	1,119	321	\$ 678,586
County Criminal Court No. 9 (Misd.)	437	195	\$ 274,601	569	161	\$ 369,967	1,175	256	\$ 647,396
County Criminal Court No. 10 (Misd.)	493	181	\$ 276,645	405	177	\$ 290,434	638	220	\$ 350,960
County Criminal Court No. 11 (Misd.)	348	267	\$ 356,766	397	256	\$ 422,395	648	289	\$ 471,918
County Criminal Court No. 12 (Misd.)	613	308	\$ 321,082	760	250	\$ 464,672	854	294	\$ 560,646
County Criminal Court No. 13 (Misd.)	354	260	\$ 274,833	411	274	\$ 343,360	455	281	\$ 391,894
County Criminal Court No. 14 (Misd.)	556	301	\$ 385,049	298	291	\$ 382,017	1,032	299	\$ 654,088
County Criminal Court No. 15 (Misd.)	1,041	411	\$ 355,787	900	283	\$ 415,037	966	308	\$ 552,853
County Criminal Court No. 16 (Misd.)	593	182	\$ 289,457	490	244	\$ 302,690	618	274	\$ 499,008
Responsive Interventions for Change Docket (RIC)	0	676	\$ 1,169,680	675	329	\$ 1,020,977	2,704	0	\$ 1,921,488
Total Excluding CPS:	33,385	7,030	\$ 34,404,215	39,160	5,988	\$ 38,651,604	49,607	5,915	\$ 54,561,725

Child Protective Services (CPS)	FY 2020			FY 2021			FY 2022		
	No. of Cases	No. of Term Assignment Vouchers	Paid Amount	No. of Cases	No. of Term Assignment Vouchers	Paid Amount	No. of Cases	No. of Term Assignment Vouchers	Paid Amount
313th District Court (Juvenile-CPS)							371	N/A	\$1,979,795
314th District Court (Juvenile-CPS)							340	N/A	\$2,417,585
315th District Court (Juvenile-CPS)							406	N/A	\$2,437,272
245th District Court (Family-CPS)							63	N/A	\$270,397
246th District Court (Family-CPS)							68	N/A	\$421,907
247th District Court (Family-CPS)							71	N/A	\$288,577
257th District Court (Family-CPS)							78	N/A	\$350,214
308th District Court (Family-CPS)							54	N/A	\$209,497
309th District Court (Family-CPS)							51	N/A	\$298,463
310th District Court (Family-CPS)							55	N/A	\$274,802
311th District Court (Family-CPS)							37	N/A	\$178,079
312th District Court (Family-CPS)							75	N/A	\$325,413
507th District Court (Family-CPS)							18	N/A	\$104,164
Total CPS:							1,687	N/A	\$9,556,165
Total Court-Appointed Attorney Fees:							51,294	5,915	\$ 64,117,890

PROCEDURE 4: REVIEW THE TYPE OF SERVICE PAYMENTS BY ATTORNEY

Payments to court-appointed attorneys are categorized by service types, which are defined as follows:

- **Attorney Fees:**
 - In Court Activities include court appearances for hearing, motions, trials, etc.
 - Jail Visit is time charged for in person jail visitation with the client.
 - Term Assignment Fees are amounts paid to attorneys assigned for providing legal representation for indigent defendants for a period of time as granted by the limited term assignment or the term assignment.
 - Other Attorney Fees include juvenile attorney fees, CPS attorney fees, non-itemized invoices, and out-of-court activities, such as interviews, records request, research, communications, documentation review and preparation, trial preparation, etc.
- **Expert Fees:** Expert witness fees are incurred by a court-appointed attorney in preparing or presenting a defense for an indigent defendant and submitted for payment/reimbursement in ViPS. This cost is in addition to the attorney fees billed for legal services.
- **Investigator Fees:** Investigator fees are incurred by a court-appointed attorney in preparing or presenting a defense for an indigent defendant and submitted for payment/reimbursement in ViPS. This cost is in addition to the attorney fees billed for legal services.

The table below presents a summary of total fees, by service type, paid to attorneys for each of the previous three fiscal years combined.

Figure 7 – Summary of Fees by Service Types Provided for Fiscal Years 2020, 2021, and 2022

Fiscal Year	Attorney Fees				Third Party Fees		Total All Costs
	In Court Activities	Jail Visits	Term Assignments	Other Attorney Fees	Expert Fees	Investigator Fees	
2020	\$ 13,323,857	\$ 654,570	\$ 6,489,585	\$ 13,869,042	\$ 1,249,286	\$ 1,933,963	\$ 37,520,302
2021	\$ 17,286,150	\$ 683,362	\$ 5,650,810	\$ 15,011,174	\$ 1,235,261	\$ 2,113,856	\$ 41,980,613
2022	\$ 27,629,498	\$ 849,760	\$ 4,463,855	\$ 31,135,346	\$ 1,740,897	\$ 2,558,465	\$ 68,377,821

*Note: Variances in Figures 6 and 7 for total attorney costs are due to rounding and fee adjustments.

Figure 8 presents the amounts paid to the top 50 court-appointed attorneys for the three fiscal years 2020 through 2022 combined. The amounts displayed include a breakdown of attorney fees, as well as the expert witness and investigator pass-through costs invoiced by the attorney. **Appendix G** presents the amounts by each fiscal year: 2022, 2021, and 2020, respectively. The data presented is limited to the accuracy of information entered by the attorney in ViPS. The category labeled as “Other Attorney Fees” includes payments that were approved with supporting invoices or affidavits uploaded to ViPS that are not itemized by fee type in ViPS. ViPS does not include attorney fees, expert witnesses, or investigators costs related to death writs, expunged, or sealed cases.

Figure 8 – Total Payments by Service Types to the Top 50 Attorneys for 3 Fiscal Years: 2020 to 2022

Fiscal Years 2020 - 2022 Consolidated								
Attorney	In Court Activities	Jail Visits	Term Assignments	Other Attorney Fees	Total Attorney Fees	Expert Fees	Investigator Fees	Total All Costs
Jimmy Ortiz	\$794,647	\$24,202	\$0	\$1,488,665	\$2,307,514	\$91,499	\$397,130	\$2,796,143
Jerome Godinich	\$765,820	\$4,170	\$19,800	\$856,550	\$1,646,340	\$429,399	\$115,330	\$2,191,069
Jeanie Ortiz	\$852,160	\$8,723	\$137,480	\$882,124	\$1,880,487	\$11,519	\$210,209	\$2,102,215
Thomas Dupont	\$692,695	\$5,297	\$58,960	\$888,052	\$1,645,004	\$33,775	\$230,526	\$1,909,305
Riddhi Desai	\$826,884	\$50,298	\$138,100	\$299,346	\$1,314,628	\$0	\$2,120	\$1,316,748
Alex Nunnery	\$98,700	\$4,145	\$0	\$918,052	\$1,020,897	\$25,204	\$216,360	\$1,262,461
James Reed	\$497,363	\$29,067	\$158,350	\$287,552	\$972,332	\$1,950	\$200,860	\$1,175,142
Anthony Osso	\$87,365	\$2,625	\$0	\$887,067	\$977,057	\$113,610	\$83,199	\$1,173,866
Hans Nielsen	\$438,670	\$40,694	\$30,860	\$506,637	\$1,016,861	\$11,136	\$103,108	\$1,131,105
Bryan Savoy	\$355,662	\$6,955	\$7,920	\$569,969	\$940,506	\$78,627	\$104,724	\$1,123,857
Paria Rafiee	\$649,785	\$3,815	\$142,400	\$225,219	\$1,021,219	\$600	\$89,905	\$1,111,724
Lisa Andrews	\$231,915	\$10,040	\$3,080	\$741,677	\$986,712	\$65,548	\$54,841	\$1,107,101
Jose Vela	\$417,940	\$17,685	\$160,495	\$419,279	\$1,015,399	\$12,272	\$68,941	\$1,096,612
Danny Easterling	\$451,555	\$37,144	\$13,200	\$480,749	\$982,648	\$76,781	\$22,113	\$1,081,542
James Stafford	\$41,925	\$41,328	\$0	\$809,760	\$893,013	\$182,879	\$1,200	\$1,077,092
Loretta Muldrow	\$124,735	\$4,320	\$0	\$697,576	\$826,631	\$76,596	\$150,635	\$1,053,862
Mario Madrid	\$514,150	\$12,553	\$0	\$459,128	\$985,831	\$4,493	\$50,310	\$1,040,634
Cary Higginbotham	\$414,778	\$14,376	\$10,560	\$488,471	\$928,185	\$59,598	\$31,323	\$1,019,106
R. P. Cornelius	\$231,005	\$135,359	\$4,840	\$579,815	\$951,019	\$3,950	\$31,284	\$986,253
Melissa Dickson	\$558,800	\$18,172	\$54,700	\$299,877	\$931,549	\$17,875	\$35,245	\$984,669
Cheryl Brown	\$563,964	\$2,867	\$140,700	\$252,648	\$960,179	\$0	\$1,951	\$962,130
Mark Lipkin	\$654,165	\$12,549	\$21,600	\$232,667	\$920,981	\$5,000	\$28,039	\$954,020
Lori Deangelo	\$451,000	\$0	\$148,720	\$321,634	\$921,354	\$0	\$28,893	\$950,247
Justin Keiter	\$344,393	\$13,081	\$440	\$494,130	\$852,044	\$75,830	\$21,974	\$949,848
Sylvia Escobedo	\$404,745	\$6,397	\$27,280	\$357,537	\$795,959	\$0	\$146,196	\$942,155
Mary Conn	\$203,975	\$17,741	\$6,115	\$613,638	\$841,469	\$42,804	\$56,635	\$940,908
Staci Biggar	\$47,490	\$40	\$177,140	\$524,991	\$749,661	\$172,557	\$13,730	\$935,948
Dionne Press	\$547,775	\$4,915	\$140,650	\$236,971	\$930,311	\$1,500	\$3,019	\$934,830
Markay Stroud	\$403,925	\$29,129	\$1,320	\$432,066	\$866,440	\$46,873	\$20,030	\$933,343
Patrick Ruzzo	\$522,155	\$2,709	\$33,440	\$323,200	\$881,504	\$2,380	\$40,063	\$923,947
Feroz Merchant	\$500,570	\$43,001	\$5,720	\$284,999	\$834,290	\$59,936	\$29,181	\$923,407
Ted Doebbler	\$716,675	\$13,414	\$22,000	\$159,864	\$911,953	\$0	\$0	\$911,953
Robert Scott	\$601,220	\$3,114	\$20,680	\$79,155	\$704,169	\$1,700	\$194,045	\$899,914
Charles Brodsky	\$479,710	\$8,254	\$86,980	\$219,349	\$794,293	\$17,650	\$72,375	\$884,318
James Mount	\$396,615	\$979	\$200,030	\$285,136	\$882,760	\$0	\$319	\$883,079
Eileen Bogar	\$460,540	\$24,411	\$53,600	\$116,936	\$655,487	\$2,096	\$196,476	\$854,059
Todd Ward	\$389,490	\$38,263	\$2,640	\$400,306	\$830,699	\$5,162	\$2,124	\$837,985
Kyle Sampson	\$544,885	\$21,331	\$34,870	\$201,678	\$802,764	\$8,400	\$10,143	\$821,307
Steven Greenlee	\$684,445	\$12,340	\$84,480	\$13,590	\$794,855	\$0	\$0	\$794,855
Patricia Sedita	\$164,605	\$9,423	\$14,960	\$547,527	\$736,515	\$27,077	\$21,895	\$785,487
Daniel Werlinger	\$191,103	\$8,697	\$8,360	\$468,871	\$677,031	\$58,917	\$28,341	\$764,289
Jill Lansden	\$404,155	\$2,628	\$45,650	\$299,025	\$751,458	\$0	\$3,375	\$754,833
Tyrone Moncriffe	\$41,700	\$19,050	\$0	\$520,571	\$581,321	\$106,038	\$62,438	\$749,797
David Garza	\$430,755	\$5,930	\$400	\$273,431	\$710,516	\$0	\$35,210	\$745,726
Jonathan Stephenson	\$309,423	\$29,943	\$3,080	\$287,472	\$629,918	\$23,602	\$74,748	\$728,268
Kevin Stryker	\$405,080	\$37,013	\$61,950	\$213,387	\$717,430	\$438	\$5,490	\$723,358
Gerald Bourque	\$0	\$0	\$0	\$666,525	\$666,525	\$21,977	\$30,941	\$719,443
James Graves	\$494,860	\$68,486	\$35,640	\$114,360	\$713,346	\$0	\$0	\$713,346
Sally Ring	\$460,950	\$11,640	\$53,680	\$127,364	\$653,634	\$25,772	\$13,351	\$692,757

Internal Audit Standards

We conducted our engagement in accordance with the International Standards for the Professional Practice of Internal Auditing (Standards). The Standards require that we comply with the Code of Ethics and obtain reasonable assurance that significant risks to the activity are minimized to an acceptable level.

Appendix A

Glossary

Attorney Fees – The amount of money paid by the county or managed assigned counsel program to a licensed attorney in accordance with the statute and local fee schedule for legal services rendered to an indigent defendant, juvenile respondent, or CPS cases.

Attorney Fee Voucher – A PeopleSoft payment document that includes an itemized invoice submitted for payment by an attorney that has been approved by a judge for service rendered. Under Article 26.05(c) of the Code of Criminal Procedure, “...*No payment shall be made under this article until the form for itemizing the services performed is submitted to the judge presiding over the proceedings or, if the county operates a managed assigned counsel program under Article 26.047, to the director of the program, and until the judge or director, as applicable approves the payment.*”

Attorney Practice Time Report – Captures the percentage of time each attorney handling indigent cases dedicates to indigent defense.

Court-Appointed Attorney – An attorney appointed by the judge to represent an indigent defendant. The judge can appoint a private attorney or a public defender.

Crime – A misdemeanor punishable by confinement or a felony.

Defendant – A person accused of a crime.

Expert Fees – Money paid by Harris County to a person/entity qualified by the court or by special certifications in a field of study or expertise to provide assistance to a licensed attorney in preparing or presenting a defense for an indigent defendant.

Fiscal Year (FY) – The fiscal years used in the data tables correspond to the Texas fiscal year of October 1st through September 30th.

Indigent Defense – The legal requirement for government to provide an attorney and other defense costs on behalf of adult defendants and juvenile respondents whose life or liberty are at stake and who are financially unable to employ an attorney or pay other defense costs.

Investigator Fees – Money paid by Harris County to a person licensed as an investigator or otherwise legally able to conduct investigations for a licensed attorney in preparing a defense for an indigent defendant.

Limited Term Assignment – A private attorney, acting as an independent contractor and compensated with public funds, or the Harris County Public Defender appointed to provide legal representation to indigent defendants who appear before a court for a period of one day or one week.

Managed Assigned Counsel (MAC) Program – A program that manages appointments for people who cannot afford an attorney and are facing misdemeanor criminal charges in the Harris County Criminal Courts at Law.

Master List – List of qualified attorneys who have received approval by a majority vote from the felony board of judges to be included on the graduated list that includes the First-Degree List, the Second-Degree List, the Third-Degree List, and the Post-Conviction List.

Appendix A

Other Attorney Fees – Legal fees including juvenile/CPS attorney fees, invoices billed by total amounts, and out of court activities such as interviews, records request, research, communications, documentation review and preparation, trial preparation, etc. that are necessary for the licensed attorney to prepare an adequate defense for an indigent defendant.

Public Defender's Office (PDO) – Harris County department with full-time attorneys that represent indigent defendants.

Presiding Judge – A judge in charge of a particular court or judicial district.

Respondent – A person accused of a juvenile offense.

Responsive Interventions for Change - Also known as the Reintegration docket (RIC). The RIC focuses on individuals charged with low-level felony drug possession, theft, or prostitution offenses. The RIC docket diverts individuals from jail to community-based services to keep felonies off their records and obtain assistance to prevent from reoffending. RIC dockets originate from Felony courts.

Term Assignment – A private attorney acting as independent contractor and compensated with public funds assigned to provide legal representation and services to indigent defendants for a specified period of time lasting more than one week but no more than one year.

Term Voucher – A PeopleSoft payment document that includes an invoice for limited and/or term assignments.

Texas Indigent Defense Commission (TIDC) – The governmental entity responsible for developing policies and standards for providing legal representation and other defense services to indigent defendants at trial, on appeal, and in post-conviction proceedings.

Voucher Information Processing System (ViPS) – An electronic billing system used by Harris County whereby the court-appointed attorneys submit their vouchers/invoices for review and approval by the presiding judge or MAC prior to payment.

Appendix B



**HARRIS COUNTY DISTRICT COURTS TRYING CRIMINAL CASES
FAIR DEFENSE ACT
ALTERNATIVE PLAN FOR APPOINTMENT OF COUNSEL TO INDIGENT DEFENDANTS**

FEE SCHEDULE

Attorney's Fees

Harris County pays attorneys appointed in district courts either per hour, per court appearance, or per court appearance plus out-of-court hours.

Trial Level Assignment and Payment Limitations

A term assigned lawyer can be assigned up to five clients a day. A term assigned lawyer cannot accept any other trial level appointments for the period of the term. Any cases reset beyond the term of the attorney's assignment will be paid on an individual case assignment basis.

An attorney should not sign on as a limited term attorney in one court when he has an appointed matter in another court on the same day, except that an appointed trial setting in one court will not prevent an attorney from accepting a limited term appointment in another court on the same day.

An attorney appointed to be the limited term attorney in one court who is called to trial in another court should immediately notify the first court that he will not be available the rest of the week.

An attorney can accept two individual case assignments per day.

An attorney being paid on the basis of court appearances can be paid for up to four cases per day for court appearances that occur on or after July 1, 2010. Attorneys can be paid for up to three cases per day for court appearances that occurred prior to July 1, 2010. "Cases" in this context means different defendants or a defendant with cases arising from different transactions, i.e., different offense reports.

Limits on clients and / or cases above are waived for vouchers submitted since August 28, 2017, until further notice during post-Harvey displacement of courts and dockets. Attorneys may accept two limited term assignments in one day for a morning and afternoon docket, but may not accept two limited term assignments for two morning dockets in the same day nor two afternoon dockets in the same day, during post-Harvey displacement of courts and dockets.

Two or more cases tried in a single proceeding are paid as a single case.

Appendix B

Two or more cases tried in one proceeding are paid as one appeal.

The attorney's pay rate is based on his certification level and the level of the offense charged, without consideration of enhancements. If the offense level drops, the attorney will be paid at the higher rate for the entire course of the representation.

Appointed attorneys and attorneys seeking public funds for investigative or expert assistance must submit a voucher to the appointing Court in the format specified by the Harris County District Courts Administrative Office, including registering to submit vouchers electronically. Appointed attorneys and attorneys seeking public funds for investigative or expert assistance must follow all procedures for payment required by the Harris County Auditor.

All vouchers must be submitted to the appointing Court within 21 days of disposition of the matter or the attorney's withdrawal, unless good cause is shown.

Hourly

Cases paid on an hourly basis have no presumptive maximums. Hours are billed in six-minute increments rounded to the nearest such increment. Attorneys are compensated on the basis of time spent working on the case whether that time is in or out of court. The attorney is compensated for only one case at a time. For example, if the attorney is in court on two cases, he allocates his time between those two cases for billing purposes; he does not bill for two cases. There is no bi-lingual supplement on cases paid on an hourly basis.

All district courts pay hourly for capitals, post-conviction proceedings, and argument in the Court of Criminal Appeals.

The rates are as follows:

\$150/hour

Capital First Chair

\$125/hour

Capital Second Chair

\$100/hour

11.071 Writ of Habeas Corpus
Capital Appeal
Capital Motion for New Trial
Capital Petition for Discretionary Review
Capital New Brief after PDR Granted
Capital Court of Appeals Oral Argument
Court of Criminal Appeals Oral Argument

\$75/hour

DNA Motion
11.07 Writ of Habeas Corpus
Non-Capital Appeal
Non-Capital Motion for New Trial
Non-Capital Petition for Discretionary Review
Non-Capital New Brief after PDR Granted
Non-Capital Court of Appeals Oral Argument

Appendix B

Beginning January 1, 2016, some courts will pay hourly for all individual case assignments. The rates are as follows:

1st degree	\$120
2nd degree	95
3rd degree, state jails felonies, motions, contempt	75

Per Court Appearance

For all other cases, all district courts pay per court appearance or per court appearance plus out-of-court hours with presumptive maximums. The courts may appoint and pay the attorney on the basis of an individual case assignment or a term assignment. The rates are as follows:

<u>Individual Case Assignment</u>	<u>Daily Rate / Presumptive Max</u>	<u>Out of Court / Presumptive Max</u>
--	--	--

Non-Trial

First Degree	\$255 / \$1275	\$120 (per hour) / \$2400
Second Degree	\$205 / \$820	\$95 (per hour) / \$1140
Third Degree		
State Jail Felony	\$155 / \$465	\$75 (per hour) / \$750
Motion to Revoke Probation		
Motion to Adjudicate Guilt		
Contempt		
Pre-Trial Hearing w/ Testimony	\$350	
PSI Hearing		
Bilingual Supplement	\$50 / \$250	

Trial

First Degree	\$550
Second Degree	\$450
Third Degree	
State Jail Felony	\$350
Motion to Revoke Probation	
Motion to Adjudicate Guilt	

Appendix B

<u>Term Assignments (Daily, Weekly, Term)</u>	Daily	Presumptive Max For Weekly/Term
First Degree	\$440	\$2200
Second Degree	\$400	\$2000
Third Degree		
State Jail Felony	\$360	\$1800
Motion to Revoke Probation		
Motion to Adjudicate Guilt		

A request to exceed the presumptive maximum will not be considered except upon written request providing adequate justification.

Investigators and Experts

Investigators on non-capitals are paid at a uniform rate of \$40/hour at a maximum of \$600 per case, unless good cause shown. For capital cases, investigators are paid \$75/hour.

Investigators and experts must be licensed in accordance with applicable State law.

Experts are paid on a case-by-case basis per Harris County guidelines.

Bills submitted by investigators and experts must document the dates and time spent on the case and must be sworn to or affirmed as accurate. The following oath would suffice: "I swear or affirm that the attached invoice accurately documents the time that I spent on this case."

Investigators and Experts seeking direct payment must follow all procedures for payment required by the Harris County Auditor, including submitting a vendor identification number on invoices.

Travel and Expenses

Paid per Harris County guidelines. Receipts must be provided.

Appendix B



**HARRIS COUNTY DISTRICT COURTS TRYING CRIMINAL CASES
FAIR DEFENSE ACT
ALTERNATIVE PLAN FOR APPOINTMENT OF COUNSEL TO INDIGENT DEFENDANTS**

**AMENDED FEE SCHEDULE
EFFECTIVE 02-27-2023**

Attorney's Fees

Harris County pays attorneys appointed in district courts on an hourly basis.

Trial Level Assignment and Payment Limitations

A limited term assigned attorney can be assigned up to five clients a day. A limited term assigned attorney cannot accept any other trial level appointments for the period of the term. Any cases reset beyond the term of the attorney's assignment will be paid on an individual case assignment basis.

If an attorney appears at court for a court-appointed matter and upon arriving at court that matter is passed by the Court or the defendant has retained counsel present, the attorney shall be allowed to bill for a 30-minute presumption on that case. The attorney may submit a voucher for a presumptive 30 minutes on up to five cases per day.

An attorney appointed to be the limited term attorney in one court who is called to trial in another court should immediately notify the first court that he will not be available the rest of the week.

The limited term assignment hourly rate is calculated based on the number of new case appointments received and each case's offense degree and not the attorney's qualification level. "Cases" in this context means different defendants or a defendant with cases arising from different transactions.

An attorney can accept two individual case assignments per day.

Attorneys in the Specialty Courts or Specialty Dockets are not limited to the five new cases a day limit.

There are no case limits for the submission of vouchers.

Two or more cases tried in a single proceeding are paid as a single case.

Page 1 of 4

Effective 9/1/07; Modified 3/5/08, 7/1/10, 8/1/11, 8/27/13, 09/15/2015, 09/23/2015, 11/01/2017, 03/01/2019, 2/09/2023, with effective date of 02/27/2023

Appendix B

Two or more cases tried in one proceeding are paid as one appeal.

The attorney's hourly rate for non-capital offenses is based on the level of the offense charged, without consideration of enhancements. The attorneys appointed in the Specialty Courts or Specialty Dockets will be paid at the attorney's certification level. The attorney's hourly rate for capital murder cases is based on the certification level of First-Chair or Second-Chair from the Eleventh Administrative Judicial Region of Texas Capital Attorney List. If the level of offense changes when a case is indicted and appointed counsel is not qualified for that level of offense, counsel shall contact the Court coordinator so that an attorney from the appropriate list can be substituted. At the discretion of the judge, counsel may remain as lead counsel with payment at counsel's certification level. Suggestion to make this discretionary with the Judge and allow the Court for good cause shown, factual findings of Counsel's ability to handle the matter, and in the interest of justice to allow Counsel to remain.

Appointed attorneys and attorneys seeking public funds for investigative or expert assistance must submit a voucher to the appointing Court in the format specified by the Harris County Administrative Office of the District Courts, including registering to submit vouchers electronically. Appointed attorneys and attorneys seeking public funds for investigative or expert assistance must follow all procedures for payment required by the Harris County Auditor.

All vouchers must be submitted to the appointing Court within 21 days of disposition of the matter or the attorney's withdrawal, unless good cause is shown. Interim vouchers are not allowed, unless good cause is shown.

Hourly

Cases are paid on an hourly basis and have no presumptive maximums. Hours are billed in six-minute increments rounded to the nearest such increment. Attorneys are compensated on the basis of time spent working on the case whether that time is in or out of court.

A bilingual supplement for qualified attorneys on the bilingual list is paid per court appearance.

The attorney is compensated for only one case at a time. For example, if the attorney is in court on two cases, he allocates his time between those two cases for billing purposes; he does not bill for two cases.

The hourly rates are as follows:

Individual Case Appointment (Non-Trial, Out of Court, & Trial Hours)	Rate
Capital, 1st Chair	\$225
Capital, 2nd Chair	\$200
First-Degree	\$175
Second-Degree	\$150
Third-Degree	\$125
Non-Capital: Pretrial Hearing with Testimony and PSI Hearing	\$125-\$175

Page 2 of 4

Effective 9/1/07; Modified 3/5/08, 7/1/10, 8/1/11, 8/27/13, 09/15/2015, 09/23/2015, 11/01/2017, 03/01/2019, 2/09/2023, with effective date of 02/27/2023

Appendix B

Specialty Court Hours	\$125-175
Investigator Hours	\$90
Bilingual Supplement (per docketed court appearance)	\$50

*Limited Term Assignment	Per Case Appointment Rate
First-Degree	\$175
Second-Degree	\$150
Third-Degree, SJF, MRP/MAJ	\$125

* The LTA hourly rate is calculated based on the number of new case appointments received and each case's offense degree and not the attorney's qualification level.

Post-Conviction Proceedings		Rate
Non-Capital Appeal	Appeal, Preparation of Motion for New Trial	\$125
	Appeal-Trial >5 days or Transcript >800 Pages	\$125
	New Brief After PDR Granted	\$125
	Petition for Discretionary Review	\$125
Capital Appeal	Appeal-Death Penalty Not Sought, Preparation of Motion for New Trial	\$150
	Appeal-Death Penalty Sought, Preparation of Motion for New Trial	\$150
	New Brief After PDR Granted	\$150
	Petition for Discretionary Review	\$150
Oral Argument	Court of Appeals: Non-Capital	\$125
	Court of Appeals: Capital	\$150
	Court of Criminal Appeals - Non-Capital	\$125
	Court of Criminal Appeals – Capital	\$150
	Court of Criminal Appeals: Capital Appeal, Death Penalty Given	\$150
	Court of Criminal Appeals: Capital Appeal, Death Penalty Sought, Not Given	\$150
	Court of Criminal Appeals: Capital Appeal, Death Penalty Not Sought	\$150
DNA Motion		\$125
11.07 Writ of Habeas Corpus		\$125
11.071 Death Penalty Writs		\$150

Appendix B

Investigators and Experts

Investigators are paid at a uniform rate of \$90/hour.

Investigators and experts must be licensed in accordance with applicable State law.

Experts are paid on a case-by-case basis per Harris County guidelines.

Bills submitted by investigators and experts must document the dates and time spent on the case and must be sworn to or affirmed as accurate. The following oath would suffice: "I swear or affirm that the attached invoice accurately documents the time that I spent on this case."

Investigators and Experts seeking direct payment must follow all procedures for payment required by the Harris County Auditor, including submitting a vendor identification number on invoices.

Travel and Expenses

Paid per Harris County guidelines. Receipts must be provided.

Appendix C

Harris County Courts 2019 Fee Schedule

24.12.3. HOURLY RATE.

24.12.3.1. Out-of-Court — \$25/hr. to \$50/hr.

24.12.3.2. Out of Court (Mental Health Caseload) — \$50/hr.

24.12.3.3. Hearings with Sworn Oral Testimony — \$50/hr. to \$90/hr.

24.12.3.4. Trial (includes competency or sanity) — \$60/hr. to \$90/hr.

24.12.3.5. Mental Health Defense Specialist — \$90/hr.

24.12.3.6. Specialty Court — \$125/hr.

24.12.3.7. Hourly rates shall be paid for performing the appropriate statutory services defined in TEX. CODE CRIM. PROC. ANN. art. 26.05(a), based on the time and labor required, the complexity of the case, and the experience and ability of the appointed counsel.

24.12.4. FLAT FEE SCHEDULE.

24.12.4.1. Term & Daily Assignments — \$250 per docket

24.12.4.2. Term and Daily Assignment Foreign Language Certified — \$300 per docket

24.12.4.3. Individual non-issue claims: \$50 per case per day, and may not exceed \$100.00 per day total, for all County Criminal Courts at Law combined.

24.12.4.4. Non-Issue or Plea (concurrent with weekly or daily assignment) — No fee

24.12.4.5. Appeal & Extraordinary Writs — \$750.00

24.12.4.6. Petition For Discretionary Review — \$350.00

24.12.4.7. Oral Argument Before Court of Criminal Appeals — \$250.00

Appendix C

Harris County Courts 2020 Fee Schedule

24.12.3. HOURLY RATE.

- 24.12.3.1. Out-of-Court — \$50/hr. to \$100/hr.
- 24.12.3.2. Out of Court (Mental Health Caseload) — \$100/hr.
- 24.12.3.3. Hearings with Sworn Oral Testimony — \$100/hr. to \$140/hr.
- 24.12.3.4. Trial (includes competency or sanity) — \$100/hr. to \$140/hr.

24.12.3.5. Mental Health Defense Specialist — \$140/hr.

24.12.3.6. Specialty Court — \$175/hr.

24.12.3.7. Hourly rates shall be paid for performing the appropriate statutory services defined in TEX. CODE CRIM. PROC. ANN. art. 26.05(a), based on the time and labor required, the complexity of the case, and the experience and ability of the appointed counsel.

24.12.4. FLAT FEE SCHEDULE.

- 24.12.4.1. Term & Daily Assignments — \$250 per docket
- 24.12.4.2. Term and Daily Assignment Foreign Language Certified — \$300 per docket
- 24.12.4.3. Individual non-issue claims: \$50 per case per day, and may not exceed \$100.00 per day total, for all County Criminal Courts at Law combined.
- 24.12.4.4. Non-Issue or Plea (concurrent with weekly or daily assignment) — No fee
- 24.12.4.5. Appeal & Extraordinary Writs — \$750.00
- 24.12.4.6. Petition For Discretionary Review — \$350.00
- 24.12.4.7. Oral Argument Before Court of Criminal Appeals — \$250.00

Appendix C

There was no fee change from Harris County Criminal Courts 2021 to 2022 Fee Schedule.

2022 Fee Schedule

23.13.2 BASE HOURLY RATE.

23.13.2.1 Attorneys:

- 23.13.2.1.1 In-court hours not otherwise described in this section — \$100/hr.
- 23.13.2.1.2 Out-of-court — \$100/hr.
- 23.13.2.1.3 Appeals and post-trial writs — \$100/hr.
- 23.13.2.1.4 Out of court (mental health caseload) — \$140/hr.
- 23.13.2.1.5 Hearings with sworn oral testimony — \$140/hr.
- 23.13.2.1.6 Trial (includes competency or sanity) — \$140/hr.
- 23.13.2.1.7 Oral argument and post-trial writ hearings — \$140/hr.
- 23.13.2.1.8 Mental Health Defense Specialist — \$140/hr.
- 23.13.2.1.9 Specialty court — \$175/hr.

23.13.3.1 Per appointment fee — \$100/case.

23.13.3.2 Per appointment fee for bilingual attorneys — \$125/case.

23.13.4 DAILY MINIMUM ON INTAKE DAYS. On days the attorney participates in case intake as scheduled by the MAC Office, the attorney may receive the following daily minimum in lieu of Per-Case Fees if the total Per-Case Fee for that attorney on that day is less than the daily minimum.

23.13.4.1 REQUIREMENTS. To receive the daily rate for participating in an intake day, an attorney shall:

- 23.13.4.1.1 physically appear for docket call at the time and place designated by the judge of the assigned court unless physical presence is not required by the assigned court;
- 23.13.4.1.2 accept appointments in that court or any other county court to which the attorney may be assigned on that day;
- 23.13.4.1.3 remain available to the judges of the County Criminal Courts at Law until the courts' morning docket call is concluded, or the attorney is released by the judge of the court to which the lawyer is assigned; and
- 23.13.4.1.4 Provide professional services, including the resetting of cases, first to appointed cases in the County Criminal Courts at Law.

23.13.5 DAILY MINIMUM FEE SCHEDULE

23.13.5.1 Daily minimum fee each intake day, attorneys who speak only English — \$250/day.

23.13.5.2 Daily minimum fee for each intake day, bilingual attorneys — \$300/day.

23.13.6 INVESTIGATORS – Investigators approved by the MAC Office shall be paid an hourly rate based on whether they speak only English or whether they are bilingual.

23.13.6.1 Hourly rate, investigators who speak only English — \$80/hr.

23.13.6.2 Hourly rate, bilingual investigators — \$84/hr.

Appendix D

As an extension from the summary in **Figure 6**, which includes all assigned counsels, the tables below present the caseload, number of term assignment vouchers, and amounts paid by each court for the top 50 highest paid court-appointed attorneys for fiscal years 2020, 2021, and 2022.

State District Courts Felony	Attorney	FY 2020			FY 2021			FY 2022		
		No. of Cases	No. of Term Vouchers	Paid Amount	No. of Cases	No. of Term Vouchers	Paid Amount	No. of Cases	No. of Term Vouchers	Paid Amount
184th District Court	Thomas Dupont	114	10	\$159,111	63	6	\$118,461	41		\$84,768
	Anthony Osso	2		\$115,000	3		\$20,000	3		\$145,375
	Todd Ward	20	1	\$18,273	51		\$88,795	28		\$34,655
	Cary Higginbotham	18	4	\$89,672	9		\$14,966	1		\$392
	Daniel Werlinger	7	1	\$18,390	1		\$20,000	1		\$44,800
	Sylvia Escobedo	12	4	\$21,466	20	3	\$39,745	16	3	\$14,149
	R. Cornelius	12	1	\$45,533	2		\$343	1		\$19,560
	James Reed	17	2	\$22,382	25	1	\$22,016	13	1	\$18,880
	Jimmy Ortiz	5		\$10,014	7		\$36,356	7		\$11,400
	Jose Vela	7	2	\$14,458	14		\$23,401	8		\$18,871
	Hans Nielsen	21	2	\$27,325	7	1	\$17,048	14	2	\$12,344
	Jerome Godinich	16		\$24,360	6		\$21,080	10		\$9,630
	Mary Conn	11	2	\$11,206	7		\$24,065	4		\$19,197
	James Graves	9	5	\$8,510	19	6	\$18,190	31	5	\$27,616
	Danny Easterling	17	2	\$17,168	8		\$12,373	6		\$20,403
	Jeanie Ortiz	17	2	\$22,490	15	1	\$18,121	11		\$8,245
	Justin Keiter	9		\$10,948	11		\$22,979	9		\$13,797
	Bryan Savoy	22	2	\$16,232	26	1	\$27,609	1		\$465
	Lisa Andrews	5	2	\$6,062	8		\$13,562	4		\$23,578
	Markay Stroud	19		\$20,473	12	1	\$14,101	9		\$6,240
	Patricia Sedita	3	3	\$3,095	11	2	\$14,479	7		\$22,250
	Mark Lipkin	17	1	\$15,851	15	5	\$14,434	20	1	\$9,055
	Kevin Stryker	18	4	\$14,054	22	4	\$17,376	11	1	\$7,673
	Charles Brodsky	13		\$9,875	17		\$27,356	2		\$310
	Nathan Hennigan	9		\$13,672	3		\$6,825	4		\$11,192
	Equator Turner	7	7	\$6,101	9	2	\$5,839	16	14	\$18,277
	Feroz Merchant	4	3	\$10,235	5		\$7,024	15		\$12,576
	Dionne Press	5	5	\$5,043	7		\$10,881	10	2	\$11,350
	Eileen Bogar				16	6	\$8,862	32	7	\$18,239
	Melissa Dickson	3	2	\$5,283	8	1	\$12,898	5		\$5,359
	Cheryl Brown				11	3	\$7,516	22	6	\$15,994
	Paria Rafiee	16		\$17,071	2		\$1,192	1		\$2,794
	Patrick Ruzzo	3		\$2,025	6	1	\$8,181	7	3	\$10,021
	Loretta Muldrow				1		\$19,800	1		
	Jill Lansden	3	1	\$3,419	5	2	\$4,298	9	1	\$7,107
	James Mount	8		\$2,325	14		\$6,354	14		\$2,972
	Kyle Sampson	2		\$2,268	9		\$5,141	2	1	\$3,972
	Bret Kisluk	17		\$2,041	10		\$2,009	19		\$3,600
	Robert Scott	3		\$4,095	1		\$930	1		\$410
	A. Nunnery	4		\$4,860						
	Staci Biggar	3		\$1,200	10		\$1,988	13		\$1,598
	Steven Greenlee							5	6	\$3,725
	Riddhi Desai				1		\$3,019			
	Mario Madrid				1			3		\$2,144
	Ted Doeblbler	1		\$255				2		\$1,365
	David Garza	3		\$1,380						

Appendix D

State District Courts (Felony)	Attorney	FY 2020			FY 2021			FY 2022			3 Years
		No. of Cases	No. of Term Vouchers	Paid Amount	No. of Cases	No. of Term Vouchers	Paid Amount	No. of Cases	No. of Term Vouchers	Paid Amount	Total Paid Amount
176th District Court	Riddhi Desai	30	0	\$29,271	75	3	\$77,496	164	2	\$117,747	\$224,514
	Thomas Dupont	4	0	\$8,376	45	5	\$41,804	48	0	\$73,665	\$123,845
	Jill Lansden	13	2	\$11,812	41	1	\$62,650	2	0	\$4,577	\$79,039
	Mario Madrid	5	0	\$3,036	4	0	\$3,981	8	0	\$62,644	\$69,661
	Lisa Andrews	12	0	\$23,496	5	0	\$39,748	1	0	\$225	\$63,469
	Kyle Sampson	4	0	\$6,437	40	0	\$43,874	19	0	\$10,605	\$60,916
	Ted Doeblbler	11	0	\$5,239	30	1	\$25,886	21	1	\$18,928	\$50,053
	Dionne Press	14	0	\$9,684	14	1	\$15,945	22	1	\$23,015	\$48,644
	R. P. Cornelius	2	0	\$8,000	3	0	\$6,450	4	0	\$33,910	\$48,360
	James Reed	5	0	\$2,213	26	0	\$30,265	11	0	\$9,587	\$42,065
	Paria Rafiee	6	0	\$4,351	23	0	\$26,206	5	0	\$9,102	\$39,659
	Jimmy Ortiz	11	0	\$15,987	10	0	\$16,082	5	0	\$6,388	\$38,457
	Robert Scott	0	0	\$0	12	1	\$6,905	45	5	\$27,595	\$34,500
	Mark Lipkin	5	0	\$4,453	17	1	\$7,870	29	1	\$20,897	\$33,220
	Jeanie Ortiz	0	0	\$0	2	0	\$17,763	0	0	\$0	\$17,763
	Loretta Muldrow	5	0	\$16,250	0	0	\$0	0	0	\$0	\$16,250
	Melissa Dickson	3	0	\$2,259	6	0	\$4,461	4	0	\$8,679	\$15,399
	Anthony Osso	0	0	\$0	1	0	\$15,030	0	0	\$0	\$15,030
	James Graves	7	0	\$3,415	8	0	\$10,936	1	0	\$367	\$14,718
	Justin Keiter	1	0	\$395	2	0	\$1,669	5	0	\$12,424	\$14,488
	Cary Higginbotham	6	0	\$5,261	5	0	\$8,390	0	0	\$0	\$13,651
	Patrick Ruzzo	1	0	\$399	2	1	\$3,100	12	0	\$9,102	\$12,601
	Danny Easterling	0	0	\$0	1	1	\$11,246	1	0	\$1,185	\$12,431
	Hans Nielsen	0	0	\$0	6	0	\$10,421	3	0	\$933	\$11,354
	Bret Kisluk	22	0	\$2,465	14	0	\$3,783	27	0	\$4,110	\$10,358
	Staci Biggar	0	0	\$0	17	0	\$4,520	6	0	\$4,253	\$8,773
	Feroz Merchant	5	0	\$7,612	1	0	\$938	0	0	\$0	\$8,550
	Markay Stroud	1	0	\$462	3	0	\$6,538	1	0	\$1,489	\$8,489
	James Mount	13	0	\$2,138	13	0	\$3,461	20	0	\$2,279	\$7,878
	Jose Vela	1	0	\$1,080	2	0	\$5,592	1	0	\$0	\$6,672
	Eileen Bogar	2	0	\$742	4	0	\$4,658	1	0	\$0	\$5,400
	David Garza	2	0	\$2,757	2	0	\$2,225	1	0	\$0	\$4,982
	Bryan Savoy	1	0	\$3,227	0	0	\$0	0	0	\$0	\$3,227
	Cheryl Brown	0	0	\$0	2	0	\$2,155	1	0	\$890	\$3,045
	Patricia Sedita	1	0	\$1,522	1	0	\$262	0	0	\$0	\$1,784
	Jerome Godinich	1	0	\$0	1	0	\$310	0	0	\$0	\$310
	Alex Nunnery	1	0	\$0	1	0	\$0	1	0	\$0	\$0

Appendix D

State District Courts (Felony)	Attorney	FY 2020			FY 2021			FY 2022			3 Years
		No. of Cases	No. of Term Vouchers	Paid Amount	No. of Cases	No. of Term Vouchers	Paid Amount	No. of Cases	No. of Term Vouchers	Paid Amount	Total Paid Amount
177th District Court	Patrick Ruzzo	116	7	\$126,436	134	2	\$185,342	59	2	\$111,322	\$423,100
	Alex Nunnery	8	0	\$175,000	7	0	\$175,000	1	0	\$3,455	\$353,455
	Eileen Bogar	223	16	\$136,417	220	8	\$146,861	85	6	\$63,215	\$346,493
	Equator Turner	1	5	\$7,355	69	13	\$48,749	97	9	\$90,279	\$146,383
	Steven Greenlee	13	2	\$13,660	59	9	\$50,215	77	8	\$70,165	\$134,040
	Loretta Muldrow	4	0	\$65,000	5	0	\$36,750	4	0	\$19,350	\$121,100
	Melissa Dickson	0	1	\$2,000	57	5	\$61,758	29	0	\$48,140	\$111,898
	Riddhi Desai	62	4	\$56,630	8	1	\$13,346	43	1	\$34,180	\$104,156
	Sylvia Escobedo	9	1	\$14,632	58	5	\$63,460	9	0	\$15,227	\$93,319
	Mark Lipkin	44	3	\$48,674	13	1	\$11,571	2	0	\$1,887	\$62,132
	R. P. Cornelius	21	0	\$31,067	9	0	\$19,780	2	0	\$9,145	\$59,992
	Bryan Savoy	4	0	\$9,421	1	0	\$26,760	1	0	\$15,510	\$51,691
	Cheryl Brown	0	0	\$0	2	1	\$3,300	46	5	\$41,944	\$45,244
	Danny Easterling	4	0	\$11,730	3	0	\$3,474	3	0	\$21,530	\$36,734
	Jose Vela	5	0	\$1,418	11	0	\$12,399	9	0	\$20,849	\$34,666
	Mario Madrid	5	0	\$4,354	2	0	\$3,251	6	0	\$26,784	\$34,389
	Robert Scott	0	0	\$0	0	0	\$0	41	1	\$27,640	\$27,640
	David Garza	15	0	\$15,550	7	0	\$10,680	0	0	\$0	\$26,230
	Jimmy Ortiz	0	0	\$0	2	0	\$1,043	11	0	\$19,214	\$20,257
	Thomas Dupont	4	1	\$5,390	4	0	\$8,531	1	0	\$4,491	\$18,412
	Jerome Godinich	0	0	\$0	0	0	\$0	21	0	\$16,655	\$16,655
	Bret Kisluk	21	0	\$2,170	17	0	\$3,527	25	0	\$9,213	\$14,910
	James Mount	13	0	\$2,529	15	0	\$5,009	28	0	\$3,046	\$10,584
	Feroz Merchant	1	0	\$6,506	2	0	\$3,462	0	0	\$0	\$9,968
	Lisa Andrews	4	0	\$5,854	2	0	\$3,030	0	0	\$0	\$8,884
	Markay Stroud	0	0	\$0	2	0	\$5,838	0	0	\$0	\$5,838
	James Graves	0	0	\$0	0	0	\$0	8	0	\$4,959	\$4,959
	Paria Rafiee	8	1	\$4,687	2	0	\$0	0	0	\$0	\$4,687
	Staci Biggar	2	0	\$353	7	0	\$2,644	4	0	\$556	\$3,553
	Charles Brodsky	0	0	\$0	0	0	\$0	3	0	\$3,546	\$3,546
	Todd Ward	2	0	\$3,479	0	0	\$0	0	0	\$0	\$3,479
	Dionne Press	0	0	\$0	1	0	\$2,218	0	0	\$0	\$2,218
	Lori Deangelo	0	0	\$0	1	0	\$1,086	0	0	\$0	\$1,086
	Hans Nielsen	0	0	\$0	0	0	\$0	1	0	\$0	\$0
	Jeanie Ortiz	0	0	\$0	0	0	\$0	2	0	\$0	\$0
	Mary Conn	0	0	\$0	1	0	\$0	1	0	\$0	\$0

Appendix D

State District Courts (Felony)	Attorney	FY 2020			FY 2021			FY 2022			3 Years
		No. of Cases	No. of Term Vouchers	Paid Amount	No. of Cases	No. of Term Vouchers	Paid Amount	No. of Cases	No. of Term Vouchers	Paid Amount	
178th District Court	Riddhi Desai	59	0	\$56,255	204	0	\$140,526	67	0	\$64,807	\$261,588
	James Stafford	0	0	\$0	2	0	\$81,299	2	0	\$49,935	\$131,234
	Kyle Sampson	12	1	\$28,155	37	1	\$41,428	35	0	\$58,274	\$127,857
	Anthony Osso	0	0	\$0	0	0	\$0	3	0	\$118,351	\$118,351
	Alex Nunnery	0	0	\$0	0	0	\$0	1	0	\$104,025	\$104,025
	Jimmy Ortiz	12	0	\$21,155	19	0	\$34,735	27	0	\$46,329	\$102,219
	Melissa Dickson	27	0	\$26,357	47	1	\$41,482	31	0	\$26,317	\$94,156
	R. P. Cornelius	20	0	\$30,455	17	0	\$32,425	9	0	\$27,425	\$90,305
	Mark Lipkin	17	0	\$20,882	45	1	\$27,502	44	0	\$41,581	\$89,965
	Danny Easterling	21	0	\$42,841	15	0	\$32,034	5	0	\$7,500	\$82,375
	Ted Doebbler	4	1	\$1,634	20	0	\$22,972	31	0	\$43,532	\$68,138
	Patricia Sedita	1	0	\$380	7	0	\$9,717	35	0	\$46,635	\$56,732
	Feroz Merchant	7	0	\$10,908	14	1	\$13,207	33	0	\$31,585	\$55,700
	James Reed	15	0	\$13,161	35	0	\$30,390	7	0	\$10,589	\$54,140
	Cary Higginbotham	8	0	\$5,221	23	0	\$28,253	16	0	\$19,860	\$53,334
	Dionne Press	22	0	\$17,977	22	1	\$13,792	32	0	\$21,534	\$53,303
	Jill Lansden	6	0	\$10,873	24	1	\$36,636	0	0	\$0	\$47,509
	Cheryl Brown	0	1	\$400	9	2	\$7,250	28	0	\$36,645	\$44,295
	James Graves	2	0	\$1,585	12	1	\$15,939	19	0	\$25,206	\$42,730
	Todd Ward	1	0	\$590	0	0	\$0	12	0	\$38,852	\$39,442
	Hans Nielsen	6	0	\$15,621	4	1	\$10,120	24	0	\$10,296	\$36,037
	Gerald Bourque	0	0	\$0	1	0	\$0	1	0	\$34,725	\$34,725
	Jeanie Ortiz	3	0	\$1,482	12	0	\$5,415	23	0	\$27,535	\$34,432
	Eileen Bogar	14	1	\$8,657	15	1	\$8,263	36	1	\$15,850	\$32,770
	Jose Vela	1	0	\$1,165	4	0	\$16,114	9	0	\$14,576	\$31,855
	Mario Madrid	5	0	\$8,272	13	0	\$19,137	4	0	\$3,171	\$30,580
	David Garza	20	0	\$21,720	6	0	\$3,470	3	0	\$5,380	\$30,570
	Sylvia Escobedo	7	0	\$8,372	13	0	\$18,139	2	0	\$770	\$27,281
	Markay Stroud	1	0	\$0	4	0	\$13,747	8	0	\$13,135	\$26,882
	Lisa Andrews	1	0	\$260	0	0	\$0	5	0	\$24,927	\$25,187
	Lori Deangelo	0	0	\$0	2	0	\$2,362	9	0	\$18,154	\$20,516
	Bryan Savoy	1	0	\$930	1	0	\$1,532	10	0	\$15,865	\$18,327
	Equator Turner	5	0	\$1,780	19	2	\$6,858	13	0	\$9,170	\$17,808
	Robert Scott	3	1	\$3,085	6	0	\$2,580	15	0	\$10,850	\$16,515
	Thomas Dupont	3	0	\$2,770	3	0	\$11,960	1	0	\$1,575	\$16,305
	Nathan Hennigan	1	0	\$2,502	5	0	\$6,997	5	0	\$4,853	\$14,352
	Loretta Muldrow	1	0	\$12,927	2	0	\$0	0	0	\$0	\$12,927
	Kevin Stryker	6	1	\$2,107	5	1	\$3,580	12	0	\$5,802	\$11,489
	Staci Biggar	4	0	\$825	14	0	\$5,417	36	0	\$5,140	\$11,382
	Mary Conn	3	0	\$3,708	1	0	\$7,659	0	0	\$0	\$11,367
	Charles Brodsky	2	0	\$5,766	0	0	\$0	6	0	\$5,370	\$11,136
	Justin Keiter	0	0	\$0	2	0	\$10,176	2	0	\$0	\$10,176
	Paria Rafiee	1	0	\$531	3	0	\$4,323	3	0	\$3,977	\$8,831
	Patrick Ruzzo	1	0	\$3,390	0	0	\$0	1	0	\$2,027	\$5,417
	James Mount	8	0	\$1,081	9	0	\$3,440	9	0	\$555	\$5,076
	Bret Kisluk	14	0	\$1,282	7	0	\$1,341	13	0	\$535	\$3,158
	Jerome Godinich	1	0	\$1,125	0	0	\$0	3	0	\$1,565	\$2,690
	Daniel Werlinger	0	0	\$0	0	0	\$0	2	0	\$1,273	\$1,273

Appendix D

State District Courts (Felony)	Attorney	FY 2020			FY 2021			FY 2022			3 Years Total Paid Amount
		No. of Cases	No. of Term Vouchers	Paid Amount	No. of Cases	No. of Term Vouchers	Paid Amount	No. of Cases	No. of Term Vouchers	Paid Amount	
179th District Court	James Stafford	3	0	\$92,704	1	0	\$0	2	0	\$93,512	\$186,216
	Jimmy Ortiz	15	0	\$78,844	15	0	\$47,272	21	0	\$19,696	\$145,812
	Mark Lipkin	62	0	\$44,476	59	0	\$48,600	34	0	\$46,290	\$139,366
	Jose Vela	30	0	\$24,645	27	0	\$28,681	42	0	\$81,096	\$134,422
	Ted Doeblbler	19	0	\$22,539	42	0	\$51,597	39	0	\$38,211	\$112,347
	Mario Madrid	19	0	\$14,310	29	0	\$50,111	22	0	\$46,143	\$110,564
	David Garza	24	0	\$31,660	23	0	\$20,020	71	0	\$50,715	\$102,395
	Paria Rafiee	4	0	\$4,535	26	0	\$14,349	58	0	\$68,741	\$87,625
	Jeanie Ortiz	15	0	\$15,180	18	0	\$23,898	19	0	\$35,350	\$74,428
	Steven Greenlee	23	0	\$21,100	32	0	\$29,255	8	0	\$11,805	\$62,160
	Gerald Bourque	1	0	\$50,295	0	0	\$0	0	0	\$0	\$50,295
	Riddhi Desai	22	0	\$20,461	9	0	\$7,212	9	0	\$11,448	\$39,121
	Eileen Bogar	24	0	\$11,713	29	0	\$12,723	29	0	\$13,428	\$37,864
	Hans Nielsen	10	0	\$9,796	14	0	\$17,457	19	0	\$8,058	\$35,311
	Charles Brodsky	3	0	\$5,748	5	0	\$3,295	19	0	\$24,185	\$33,228
	Thomas Dupont	5	0	\$6,182	8	0	\$9,426	8	0	\$15,677	\$31,285
	Danny Easterling	5	0	\$28,665	1	0	\$495	1	0	\$1,889	\$31,049
	Markay Stroud	3	0	\$4,311	2	0	\$1,833	22	0	\$23,231	\$29,375
	Kevin Stryker	0	0	\$0	3	0	\$1,555	29	0	\$20,118	\$21,673
	Cheryl Brown	0	0	\$0	0	0	\$0	10	0	\$15,765	\$15,765
	Mary Conn	0	0	\$0	3	0	\$444	2	0	\$15,206	\$15,650
	Cary Higginbotham	0	0	\$0	5	0	\$2,048	15	0	\$12,650	\$14,698
	Lori Deangelo	0	0	\$0	6	0	\$4,546	9	0	\$9,865	\$14,411
	Jill Lansden	0	0	\$0	3	0	\$1,509	20	0	\$12,401	\$13,910
	Loretta Muldrow	0	0	\$0	1	0	\$900	1	0	\$11,100	\$12,000
	Dionne Press	0	0	\$0	3	0	\$3,900	14	0	\$5,000	\$8,900
	Bret Kisluk	10	0	\$1,065	14	0	\$4,088	34	0	\$3,430	\$8,583
	Melissa Dickson	0	0	\$0	0	0	\$0	6	0	\$7,956	\$7,956
	James Graves	0	0	\$0	0	0	\$0	5	0	\$7,954	\$7,954
	Equator Turner	0	0	\$0	3	0	\$2,534	4	0	\$4,635	\$7,169
	Lisa Andrews	1	0	\$6,775	0	0	\$0	0	0	\$0	\$6,775
	Feroz Merchant	0	0	\$0	0	0	\$0	8	0	\$5,363	\$5,363
	James Mount	5	0	\$653	9	0	\$1,533	20	0	\$3,125	\$5,311
	Bryan Savoy	0	0	\$0	1	0	\$675	2	0	\$4,348	\$5,023
	Justin Keiter	1	0	\$885	0	0	\$0	1	0	\$3,831	\$4,716
	Staci Biggar	1	0	\$300	16	0	\$3,851	7	0	\$140	\$4,291
	James Reed	0	0	\$0	0	0	\$0	2	0	\$3,973	\$3,973
	Jerome Godinich	1	0	\$1,500	1	0	\$190	1	0	\$475	\$2,165
	Alex Nunnery	0	0	\$0	2	0	\$1,985	0	0	\$0	\$1,985
	Patrick Ruzzo	0	0	\$0	0	0	\$0	1	0	\$1,473	\$1,473
	Robert Scott	0	0	\$0	1	0	\$775	0	0	\$0	\$775
	Sylvia Escobedo	0	0	\$0	1	0	\$438	0	0	\$0	\$438
	Nathan Hennigan	0	0	\$0	0	0	\$0	2	0	\$410	\$410

Appendix D

State District Courts (Felony)	Attorney	FY 2020			FY 2021			FY 2022			3 Years Total Paid Amount
		No. of Cases	No. of Term Assignment Vouchers	Paid Amount	No. of Cases	No. of Term Assignment Vouchers	Paid Amount	No. of Cases	No. of Term Assignment Vouchers	Paid Amount	
180th District Court	Kyle Sampson	6	0	\$9,003	45	10	\$74,811	64	0	\$63,101	\$146,915
	Mary Conn	2	0	\$3,263	8	0	\$15,588	13	0	\$88,637	\$107,488
	Hans Nielsen	10	0	\$12,193	11	0	\$29,691	32	0	\$30,236	\$72,120
	Jimmy Ortiz	24	0	\$20,351	9	0	\$13,066	20	0	\$33,380	\$66,797
	Loretta Muldrow	2	0	\$12,835	3	0	\$0	4	0	\$52,037	\$64,872
	James Reed	13	0	\$11,434	23	0	\$19,194	25	0	\$31,857	\$62,485
	Steven Greenlee	1	0	\$1,085	6	2	\$6,830	66	0	\$53,440	\$61,355
	James Stafford	0	0	\$0	1	0	\$61,185	0	0	\$0	\$61,185
	Feroz Merchant	16	0	\$18,443	13	0	\$14,121	37	0	\$24,676	\$57,240
	Ted Doebbler	12	0	\$7,004	4	0	\$925	44	0	\$41,353	\$49,282
	Justin Keiter	10	0	\$17,634	9	0	\$24,863	2	0	\$1,133	\$43,630
	Cary Higginbotham	2	0	\$40,193	3	0	\$1,610	1	0	\$1,320	\$43,123
	Paria Rafiee	4	0	\$5,478	13	0	\$16,299	8	0	\$16,961	\$38,738
	Jose Vela	6	0	\$6,034	12	0	\$4,115	15	0	\$28,432	\$38,581
	Riddhi Desai	7	0	\$7,045	8	0	\$13,558	12	0	\$17,657	\$38,260
	Thomas Dupont	8	0	\$10,416	9	0	\$19,697	5	0	\$7,572	\$37,685
	Jeanie Ortiz	3	0	\$2,079	6	0	\$3,237	17	0	\$29,883	\$35,199
	Mario Madrid	6	0	\$12,035	1	0	\$1,540	9	0	\$14,500	\$28,075
	Melissa Dickson	12	0	\$6,832	12	0	\$12,507	13	0	\$8,115	\$27,454
	Dionne Press	2	0	\$3,050	0	0	\$0	10	0	\$23,633	\$26,683
	Markay Stroud	0	0	\$0	0	0	\$0	2	0	\$22,545	\$22,545
	James Graves	0	0	\$0	0	0	\$0	24	1	\$22,377	\$22,377
	Charles Brodsky	6	0	\$12,388	3	0	\$4,497	6	0	\$4,846	\$21,731
	Lisa Andrews	4	0	\$12,409	1	0	\$6,209	0	0	\$0	\$18,618
	Mark Lipkin	0	0	\$0	0	1	\$400	22	0	\$15,375	\$15,775
	Bret Kisluk	9	0	\$1,269	17	0	\$5,672	34	0	\$7,749	\$14,690
	Lori Deangelo	0	0	\$0	1	0	\$385	11	0	\$12,918	\$13,303
	Robert Scott	0	0	\$0	7	0	\$1,865	17	0	\$10,525	\$12,390
	Bryan Savoy	5	0	\$11,237	0	0	\$0	1	0	\$0	\$11,237
	James Mount	19	0	\$2,985	17	0	\$5,596	16	0	\$2,435	\$11,016
	Staci Biggar	2	0	\$322	12	0	\$5,053	8	0	\$2,246	\$7,621
	David Garza	2	0	\$4,725	3	0	\$2,720	1	0	\$0	\$7,445
	Danny Easterling	3	0	\$2,898	3	0	\$3,761	1	0	\$0	\$6,659
	Eileen Bogar	10	0	\$6,658	0	0	\$0	0	0	\$0	\$6,658
	Daniel Werlinger	2	0	\$4,685	0	0	\$0	0	0	\$0	\$4,685
	Patricia Sedita	2	0	\$2,170	0	0	\$0	3	0	\$2,502	\$4,672
	Cheryl Brown	0	0	\$0	3	0	\$3,728	0	0	\$0	\$3,728
	Patrick Ruzzo	0	0	\$0	1	1	\$707	4	0	\$2,459	\$3,166
	Jerome Godinich	0	0	\$0	0	0	\$0	4	0	\$2,885	\$2,885
	Sylvia Escobedo	2	0	\$1,214	0	0	\$0	4	0	\$1,523	\$2,737
	Equator Turner	0	0	\$0	0	0	\$0	2	1	\$2,174	\$2,174
	Alex Nunnery	1	0	\$0	1	0	\$0	1	0	\$0	\$0

Appendix D

State District Courts (Felony)	Attorney	FY 2020			FY 2021			FY 2022			3 Years
		No. of Cases	No. of Term Assignment Vouchers	Paid Amount	No. of Cases	No. of Term Assignment Vouchers	Paid Amount	No. of Cases	No. of Term Assignment Vouchers	Paid Amount	Total Paid Amount
182nd District Court	Cary Higginbotham	49	0	\$60,667	66	0	\$64,248	59	0	\$80,361	\$205,276
	Nathan Hennigan	57	0	\$66,456	43	0	\$40,131	56	0	\$53,040	\$159,627
	Gerald Bourque	1	0	\$57,548	1	0	\$29,400	1	0	\$58,980	\$145,928
	Kyle Sampson	10	0	\$21,904	53	0	\$49,201	45	0	\$52,760	\$123,865
	Lisa Andrews	20	0	\$19,972	6	0	\$7,350	5	0	\$90,954	\$118,276
	Justin Keiter	15	0	\$27,162	24	0	\$29,323	23	0	\$37,020	\$93,505
	Daniel Werlinger	5	0	\$8,074	0	0	\$0	6	0	\$84,638	\$92,712
	Anthony Osso	1	0	\$0	1	0	\$0	3	0	\$84,460	\$84,460
	Kevin Stryker	24	0	\$21,808	10	0	\$7,522	51	0	\$35,209	\$64,539
	Cheryl Brown	8	0	\$4,501	32	0	\$25,420	28	0	\$33,775	\$63,696
	Mario Madrid	28	0	\$33,710	11	0	\$16,046	1	0	\$205	\$49,961
	Feroz Merchant	20	0	\$12,976	22	0	\$23,673	17	0	\$13,046	\$49,695
	Jill Lansden	0	0	\$0	18	0	\$13,478	24	0	\$34,453	\$47,931
	Jimmy Ortiz	4	0	\$6,043	10	0	\$17,271	9	0	\$23,791	\$47,105
	James Graves	5	0	\$2,630	11	0	\$12,211	17	0	\$28,007	\$42,848
	Loretta Muldrow	0	0	\$0	1	0	\$16,800	3	0	\$23,865	\$40,665
	Patricia Sedita	9	0	\$8,865	8	0	\$18,891	6	0	\$10,412	\$38,168
	Todd Ward	4	0	\$1,812	13	0	\$21,839	8	0	\$12,731	\$36,382
	Dionne Press	8	0	\$4,786	9	0	\$5,601	34	0	\$23,507	\$33,894
	Danny Easterling	9	0	\$16,262	7	0	\$13,629	0	0	\$0	\$29,891
	R. P. Cornelius	2	0	\$5,085	8	0	\$22,009	1	0	\$1,980	\$29,074
	Sylvia Escobedo	14	0	\$11,307	9	0	\$5,965	7	0	\$8,781	\$26,053
	Ted Doebbler	3	0	\$4,473	5	0	\$4,129	26	0	\$16,274	\$24,876
	Lori Deangelo	0	0	\$0	7	0	\$3,819	17	0	\$19,312	\$23,131
	Melissa Dickson	0	0	\$0	8	0	\$4,107	17	0	\$18,016	\$22,123
	Alex Nunnery	4	0	\$3,860	1	0	\$14,283	1	0	\$3,225	\$21,368
	Steven Greenlee	0	0	\$0	5	0	\$11,470	3	0	\$8,210	\$19,680
	David Garza	3	0	\$6,120	7	0	\$7,730	10	0	\$5,595	\$19,445
	Charles Brodsky	10	0	\$5,743	11	0	\$4,722	11	0	\$8,693	\$19,158
	Eileen Bogar	10	0	\$6,680	3	0	\$2,348	15	0	\$9,828	\$18,856
	Jerome Godinich	1	0	\$16,050	2	0	\$375	1	0	\$1,200	\$17,625
	James Mount	16	0	\$3,403	17	0	\$7,491	16	0	\$3,376	\$14,270
	Mark Lipkin	1	0	\$820	3	1	\$1,120	7	0	\$7,547	\$9,487
	Mary Conn	0	0	\$0	2	0	\$8,988	0	0	\$0	\$8,988
	Bret Kisluk	10	0	\$1,971	14	0	\$3,474	27	0	\$2,073	\$7,518
	Jeanie Ortiz	2	0	\$1,142	1	0	\$920	2	0	\$2,631	\$4,693
	Staci Biggar	0	0	\$0	14	0	\$4,210	5	0	\$202	\$4,412
	Jose Vela	0	0	\$0	1	0	\$925	8	0	\$2,431	\$3,356
	James Reed	1	0	\$338	2	0	\$879	2	0	\$1,722	\$2,939
	Markay Stroud	1	0	\$253	2	0	\$2,150	0	0	\$0	\$2,403
	Hans Nielsen	2	0	\$1,973	0	0	\$0	2	0	\$370	\$2,343
	Robert Scott	0	0	\$0	0	0	\$0	3	0	\$1,285	\$1,285
	Riddhi Desai	1	0	\$750	0	0	\$0	0	0	\$0	\$750

Appendix D

State District Courts (Felony)	Attorney	FY 2020			FY 2021			FY 2022			3 Years Total Paid Amount
		No. of Cases	No. of Term Assignment Vouchers	Paid Amount	No. of Cases	No. of Term Assignment Vouchers	Paid Amount	No. of Cases	No. of Term Assignment Vouchers	Paid Amount	
183rd District Court	Jimmy Ortiz	24	0	\$206,492	23	0	\$61,141	28	0	\$45,766	\$313,399
	Lisa Andrews	13	0	\$19,490	2	0	\$2,006	4	0	\$152,788	\$174,284
	Anthony Osso	0	0	\$0	0	0	\$0	3	0	\$140,211	\$140,211
	Justin Keiter	2	0	\$2,487	5	0	\$18,114	7	0	\$94,459	\$115,060
	Loretta Muldrow	2	0	\$0	0	0	\$0	3	0	\$113,325	\$113,325
	Patrick Ruzzo	20	0	\$35,905	14	0	\$35,510	18	0	\$37,539	\$108,954
	Cary Higginbotham	4	0	\$5,815	10	0	\$11,788	5	0	\$88,270	\$105,873
	R. P. Cornelius	2	0	\$3,700	13	0	\$21,517	14	0	\$77,292	\$102,509
	Feroz Merchant	25	0	\$31,597	10	0	\$12,627	34	0	\$45,504	\$89,728
	Ted Doebbler	14	0	\$13,030	30	0	\$31,261	46	0	\$35,205	\$79,496
	Paria Rafiee	23	0	\$18,120	43	0	\$32,349	24	0	\$24,658	\$75,127
	David Garza	26	0	\$27,392	22	0	\$26,420	22	0	\$11,880	\$65,692
	Melissa Dickson	13	0	\$17,529	15	0	\$12,703	37	0	\$35,100	\$65,332
	Jose Vela	17	0	\$17,769	14	0	\$16,229	13	0	\$29,178	\$63,176
	Patricia Sedita	24	0	\$19,320	10	0	\$17,640	14	0	\$22,476	\$59,436
	Jeanie Ortiz	8	0	\$5,773	21	0	\$27,679	14	0	\$23,006	\$56,458
	Mary Conn	9	0	\$3,757	8	0	\$29,410	2	0	\$21,150	\$54,317
	Hans Nielsen	3	0	\$2,403	22	0	\$16,630	23	0	\$30,083	\$49,116
	Staci Biggar	15	0	\$11,879	24	0	\$12,503	13	0	\$24,168	\$48,550
	Cheryl Brown	1	0	\$448	13	0	\$10,190	28	0	\$36,710	\$47,348
	Kevin Stryker	15	0	\$11,486	12	0	\$11,119	23	0	\$23,277	\$45,882
	Danny Easterling	4	0	\$7,757	10	0	\$14,691	7	0	\$23,424	\$45,872
	James Graves	7	0	\$4,633	12	0	\$12,767	23	0	\$23,944	\$41,344
	Dionne Press	20	0	\$17,133	11	0	\$7,066	13	0	\$17,056	\$41,255
	Thomas Dupont	11	0	\$16,293	7	0	\$18,369	3	0	\$3,311	\$37,973
	Jerome Godinich	2	0	\$155	15	0	\$15,325	11	0	\$18,235	\$33,715
	Equator Turner	3	0	\$1,085	17	0	\$10,085	23	0	\$21,635	\$32,805
	Nathan Hennigan	12	0	\$12,633	4	0	\$5,913	8	0	\$12,242	\$30,788
	James Reed	5	0	\$9,769	12	0	\$7,551	10	0	\$11,497	\$28,817
	Markay Stroud	0	0	\$0	11	0	\$11,253	16	0	\$17,287	\$28,540
	Mark Lipkin	23	0	\$13,025	9	0	\$11,248	5	0	\$3,885	\$28,158
	Kyle Sampson	2	0	\$1,143	11	0	\$13,052	13	0	\$13,496	\$27,691
	Mario Madrid	2	0	\$3,744	6	0	\$9,788	9	0	\$13,151	\$26,683
	Riddhi Desai	0	0	\$0	4	0	\$3,724	17	0	\$16,859	\$20,583
	Sylvia Escobedo	5	0	\$4,848	8	0	\$6,826	6	0	\$6,646	\$18,320
	Steven Greenlee	3	0	\$1,930	8	0	\$2,005	14	0	\$14,105	\$18,040
	Charles Brodsky	3	0	\$4,334	5	0	\$4,809	1	0	\$3,600	\$12,743
	Jill Lansden	0	0	\$0	10	0	\$8,926	5	0	\$3,448	\$12,374
	Robert Scott	5	0	\$3,850	10	0	\$6,995	0	0	\$0	\$10,845
	Eileen Bogar	5	0	\$3,800	6	0	\$4,790	0	0	\$0	\$8,590
	James Mount	13	0	\$1,808	17	0	\$3,198	19	0	\$3,414	\$8,420
	Bryan Savoy	0	0	\$0	0	0	\$0	3	0	\$6,971	\$6,971
	Bret Kisluk	22	0	\$1,212	10	0	\$1,850	22	0	\$3,717	\$6,779
	Todd Ward	0	0	\$0	3	0	\$4,625	0	0	\$0	\$4,625
	Alex Nunnery	0	0	\$0	0	0	\$0	2	0	\$0	\$0

Appendix D

State District Courts (Felony)	Attorney	FY 2020			FY 2021			FY 2022			3 Years Total Paid Amount
		No. of Cases	No. of Term Assignment Vouchers	Paid Amount	No. of Cases	No. of Term Assignment Vouchers	Paid Amount	No. of Cases	No. of Term Assignment Vouchers	Paid Amount	
184th District Court	Thomas Dupont	114	10	\$159,111	63	6	\$118,461	41	0	\$84,768	\$362,340
	Anthony Osso	2	0	\$115,000	3	0	\$20,000	3	0	\$145,375	\$280,375
	Todd Ward	20	1	\$18,273	51	0	\$88,795	28	0	\$34,655	\$141,723
	Cary Higginbotham	18	4	\$89,672	9	0	\$14,966	1	0	\$392	\$105,030
	Daniel Werlinger	7	1	\$18,390	1	0	\$20,000	1	0	\$44,800	\$83,190
	Sylvia Escobedo	12	4	\$21,466	20	3	\$39,745	16	3	\$14,149	\$75,360
	R. P. Cornelius	12	1	\$45,533	2	0	\$343	1	0	\$19,560	\$65,436
	James Reed	17	2	\$22,382	25	1	\$22,016	13	1	\$18,880	\$63,278
	Jimmy Ortiz	5	0	\$10,014	7	0	\$36,356	7	0	\$11,400	\$57,770
	Jose Vela	7	2	\$14,458	14	0	\$23,401	8	0	\$18,871	\$56,730
	Hans Nielsen	21	2	\$27,325	7	1	\$17,048	14	2	\$12,344	\$56,717
	Jerome Godinich	16	0	\$24,360	6	0	\$21,080	10	0	\$9,630	\$55,070
	Mary Conn	11	2	\$11,206	7	0	\$24,065	4	0	\$19,197	\$54,468
	James Graves	9	5	\$8,510	19	6	\$18,190	31	5	\$27,616	\$54,316
	Danny Easterling	17	2	\$17,168	8	0	\$12,373	6	0	\$20,403	\$49,944
	Jeanie Ortiz	17	2	\$22,490	15	1	\$18,121	11	0	\$8,245	\$48,856
	Justin Keiter	9	0	\$10,948	11	0	\$22,979	9	0	\$13,797	\$47,724
	Bryan Savoy	22	2	\$16,232	26	1	\$27,609	1	0	\$465	\$44,306
	Lisa Andrews	5	2	\$6,062	8	0	\$13,562	4	0	\$23,578	\$43,202
	Markay Stroud	19	0	\$20,473	12	1	\$14,101	9	0	\$6,240	\$40,814
	Patricia Sedita	3	3	\$3,095	11	2	\$14,479	7	0	\$22,250	\$39,824
	Mark Lipkin	17	1	\$15,851	15	5	\$14,434	20	1	\$9,055	\$39,340
	Kevin Stryker	18	4	\$14,054	22	4	\$17,376	11	1	\$7,673	\$39,103
	Charles Brodsky	13	0	\$9,875	17	0	\$27,356	2	0	\$310	\$37,541
	Nathan Hennigan	9	0	\$13,672	3	0	\$6,825	4	0	\$11,192	\$31,689
	Equator Turner	7	7	\$6,101	9	2	\$5,839	16	14	\$18,277	\$30,217
	Feroz Merchant	4	3	\$10,235	5	0	\$7,024	15	0	\$12,576	\$29,835
	Dionne Press	5	5	\$5,043	7	0	\$10,881	10	2	\$11,350	\$27,274
	Eileen Bogar	0	0	\$0	16	6	\$8,862	32	7	\$18,239	\$27,101
	Melissa Dickson	3	2	\$5,283	8	1	\$12,898	5	0	\$5,359	\$23,540
	Cheryl Brown	0	0	\$0	11	3	\$7,516	22	6	\$15,994	\$23,510
	Paria Rafiee	16	0	\$17,071	2	0	\$1,192	1	0	\$2,794	\$21,057
	Patrick Ruzzo	3	0	\$2,025	6	1	\$8,181	7	3	\$10,021	\$20,227
	Loretta Muldrow	0	0	\$0	1	0	\$19,800	1	0	\$0	\$19,800
	Jill Lansden	3	1	\$3,419	5	2	\$4,298	9	1	\$7,107	\$14,824
	James Mount	8	0	\$2,325	14	0	\$6,354	14	0	\$2,972	\$11,651
	Kyle Sampson	2	0	\$2,268	9	0	\$5,141	2	1	\$3,972	\$11,381
	Bret Kisluk	17	0	\$2,041	10	0	\$2,009	19	0	\$3,600	\$7,650
	Robert Scott	3	0	\$4,095	1	0	\$930	1	0	\$410	\$5,435
	Alex Nunnery	4	0	\$4,860	0	0	\$0	0	0	\$0	\$4,860
	Staci Biggar	3	0	\$1,200	10	0	\$1,988	13	0	\$1,598	\$4,786
	Steven Greenlee	0	0	\$0	0	0	\$0	5	6	\$3,725	\$3,725
	Riddhi Desai	0	0	\$0	1	0	\$3,019	0	0	\$0	\$3,019
	Mario Madrid	0	0	\$0	1	0	\$0	3	0	\$2,144	\$2,144
	Ted Doebbler	1	0	\$255	0	0	\$0	2	0	\$1,365	\$1,620
	David Garza	3	0	\$1,380	0	0	\$0	0	0	\$0	\$1,380

Appendix D

State District Courts (Felony)	Attorney	FY 2020			FY 2021			FY 2022			3 Years
		No. of Cases	No. of Term Assignment Vouchers	Paid Amount	No. of Cases	No. of Term Assignment Vouchers	Paid Amount	No. of Cases	No. of Term Assignment Vouchers	Paid Amount	Total Paid Amount
185th District Court	Thomas Dupont	27	8	\$48,614	34	3	\$49,296	55	1	\$108,279	\$206,189
	Jeanie Ortiz	24	5	\$40,136	21	0	\$14,210	42	0	\$81,689	\$136,035
	Jimmy Ortiz	24	0	\$20,887	22	0	\$57,446	19	0	\$44,482	\$122,815
	Melissa Dickson	14	6	\$20,909	26	4	\$37,464	34	0	\$56,739	\$115,112
	Justin Keiter	10	0	\$23,037	19	0	\$32,338	14	0	\$42,404	\$97,779
	Markay Stroud	9	0	\$30,644	12	0	\$28,144	10	0	\$26,485	\$85,273
	Danny Easterling	13	1	\$15,133	15	2	\$20,980	16	0	\$40,909	\$77,022
	Staci Biggar	14	0	\$8,986	31	0	\$25,618	26	0	\$40,079	\$74,683
	Patricia Sedita	38	0	\$39,408	9	0	\$14,304	11	0	\$15,880	\$69,592
	James Graves	6	2	\$5,345	13	1	\$13,049	26	1	\$51,120	\$69,514
	Robert Scott	11	0	\$4,945	18	0	\$23,060	33	1	\$39,555	\$67,560
	Todd Ward	8	0	\$9,044	13	0	\$17,270	26	0	\$37,133	\$63,447
	Bryan Savoy	3	0	\$8,076	14	0	\$23,308	11	0	\$26,134	\$57,518
	Mary Conn	20	0	\$11,875	11	0	\$2,236	11	0	\$41,198	\$55,309
	Patrick Ruzzo	9	0	\$33,543	3	0	\$5,382	9	2	\$12,124	\$51,049
	Hans Nielsen	10	2	\$24,137	7	2	\$11,368	17	1	\$14,276	\$49,781
	Nathan Hennigan	17	0	\$23,118	5	0	\$11,227	8	0	\$13,960	\$48,305
	Jerome Godinich	8	0	\$3,835	11	0	\$9,815	27	0	\$31,560	\$45,210
	Jose Vela	5	1	\$8,062	4	0	\$4,508	10	0	\$30,742	\$43,312
	R. P. Cornelius	8	0	\$6,133	8	0	\$23,902	3	0	\$12,310	\$42,345
	Eileen Bogar	15	2	\$10,071	19	0	\$17,477	17	0	\$14,723	\$42,271
	Sylvia Escobedo	0	0	\$0	5	0	\$18,533	11	0	\$20,516	\$39,049
	Paria Rafiee	11	0	\$12,134	14	0	\$11,279	10	0	\$14,791	\$38,204
	James Reed	7	0	\$6,509	5	0	\$7,606	11	0	\$18,929	\$33,044
	Mark Lipkin	1	0	\$820	8	0	\$8,048	16	0	\$17,866	\$26,734
	Kevin Stryker	7	4	\$3,966	14	1	\$14,627	8	0	\$8,019	\$26,612
	Charles Brodsky	2	0	\$1,105	9	0	\$15,836	7	0	\$8,942	\$25,883
	Feroz Merchant	4	0	\$4,600	5	0	\$6,104	13	0	\$13,734	\$24,438
	Steven Greenlee	0	0	\$0	0	0	\$0	16	2	\$20,640	\$20,640
	Mario Madrid	2	0	\$0	5	0	\$5,590	11	0	\$13,459	\$19,049
	Ted Doebbler	3	0	\$3,223	4	0	\$5,849	7	1	\$7,740	\$16,812
	Alex Nunnery	0	0	\$0	1	0	\$0	4	0	\$16,621	\$16,621
	David Garza	5	0	\$4,685	8	0	\$7,790	5	0	\$3,040	\$15,515
	Kyle Sampson	1	0	\$4,500	4	1	\$2,658	6	0	\$8,283	\$15,441
	Equator Turner	3	0	\$1,080	3	1	\$865	10	1	\$13,361	\$15,306
	Lisa Andrews	8	1	\$13,379	0	0	\$0	0	0	\$0	\$13,379
	Bret Kisluk	10	0	\$945	11	0	\$1,710	29	0	\$10,390	\$13,045
	James Mount	18	0	\$3,714	17	0	\$4,664	17	0	\$3,424	\$11,802
	Riddhi Desai	1	0	\$400	3	0	\$2,958	9	1	\$7,326	\$10,684
	Jill Lansden	2	0	\$1,768	5	0	\$5,337	1	1	\$1,015	\$8,120
	Daniel Werlinger	1	1	\$807	6	0	\$7,070	0	0	\$0	\$7,877
	Cheryl Brown	0	0	\$0	0	0	\$0	8	1	\$7,325	\$7,325
	Cary Higginbotham	2	0	\$2,390	1	1	\$3,950	0	0	\$0	\$6,340
	Dionne Press	2	0	\$3,515	1	0	\$667	2	0	\$1,021	\$5,203

Appendix D

State District Courts (Felony)	Attorney	FY 2020			FY 2021			FY 2022			3 Years
		No. of Cases	No. of Term Assignment Vouchers	Paid Amount	No. of Cases	No. of Term Assignment Vouchers	Paid Amount	No. of Cases	No. of Term Assignment Vouchers	Paid Amount	Total Paid Amount
208th District Court	Lori Deangelo	210	53	\$171,888	291	22	\$241,226	434	0	\$351,244	\$764,358
	Gerald Bourque	1	0	\$39,931	1	0	\$40,125	1	0	\$37,500	\$117,556
	Lisa Andrews	1	0	\$5,168	0	0	\$0	1	0	\$89,250	\$94,418
	James Stafford	0	0	\$0	1	0	\$0	2	0	\$38,475	\$38,475
	Mark Lipkin	0	0	\$0	18	0	\$9,031	18	0	\$28,369	\$37,400
	Jimmy Ortiz	2	0	\$3,693	4	0	\$8,945	10	0	\$23,392	\$36,030
	Mary Conn	1	0	\$1,085	2	0	\$11,643	2	0	\$23,265	\$35,993
	Ted Doeblbler	4	0	\$5,639	6	0	\$8,358	8	0	\$20,021	\$34,018
	Feroz Merchant	7	0	\$4,257	8	0	\$5,977	12	0	\$14,784	\$25,018
	Jerome Godinich	2	0	\$6,750	2	0	\$8,425	3	0	\$7,320	\$22,495
	Paria Rafiee	0	0	\$0	4	0	\$5,257	17	0	\$15,682	\$20,939
	Charles Brodsky	1	0	\$0	8	0	\$14,316	0	0	\$0	\$14,316
	Robert Scott	0	0	\$0	11	0	\$10,635	5	0	\$1,845	\$12,480
	R. P. Cornelius	0	0	\$0	1	0	\$11,935	0	0	\$0	\$11,935
	Loretta Muldrow	0	0	\$0	0	0	\$0	2	0	\$11,820	\$11,820
	David Garza	4	0	\$2,565	3	0	\$5,125	4	0	\$3,815	\$11,505
	Danny Easterling	2	0	\$1,333	1	0	\$1,032	2	0	\$8,229	\$10,594
	Todd Ward	5	0	\$6,069	1	0	\$3,384	0	0	\$0	\$9,453
	Bret Kisluk	12	0	\$999	7	0	\$1,690	20	0	\$5,990	\$8,679
	Eileen Bogar	3	0	\$2,938	12	0	\$4,804	1	0	\$690	\$8,432
	Mario Madrid	0	0	\$0	4	0	\$2,164	3	0	\$5,855	\$8,019
	Thomas Dupont	3	0	\$5,104	1	0	\$1,468	0	0	\$0	\$6,572
	James Mount	10	0	\$1,448	12	0	\$2,415	22	0	\$2,265	\$6,128
	Kevin Stryker	0	0	\$0	5	0	\$2,555	3	0	\$2,798	\$5,353
	Patricia Sedita	2	0	\$1,631	3	0	\$3,514	0	0	\$0	\$5,145
	Hans Nielsen	0	0	\$0	3	0	\$0	14	0	\$4,344	\$4,344
	Cheryl Brown	0	0	\$0	2	0	\$2,930	1	0	\$1,400	\$4,330
	Melissa Dickson	0	0	\$0	0	0	\$0	5	0	\$3,937	\$3,937
	Kyle Sampson	0	0	\$0	3	0	\$3,639	0	0	\$0	\$3,639
	Jeanie Ortiz	2	0	\$322	1	0	\$2,840	1	0	\$0	\$3,162
	Justin Keiter	6	0	\$3,105	0	0	\$0	0	0	\$0	\$3,105
	Staci Biggar	3	0	\$563	9	0	\$1,460	0	0	\$0	\$2,023
	Dionne Press	0	0	\$0	0	0	\$0	2	0	\$968	\$968
	Equator Turner	0	0	\$0	0	0	\$0	1	0	\$840	\$840
	Riddhi Desai	0	0	\$0	0	0	\$0	1	0	\$714	\$714
	James Graves	0	0	\$0	1	0	\$620	0	0	\$0	\$620
	Jill Lansden	1	0	\$452	0	0	\$0	0	0	\$0	\$452
	Anthony Osso	1	0	\$0	0	0	\$0	2	0	\$0	\$0
	Bryan Savoy	0	0	\$0	5	0	\$0	2	0	\$0	\$0

Appendix D

State District Courts (Felony)	Attorney	FY 2020			FY 2021			FY 2022			3 Years Total Paid Amount
		No. of Cases	No. of Term Assignment Vouchers	Paid Amount	No. of Cases	No. of Term Assignment Vouchers	Paid Amount	No. of Cases	No. of Term Assignment Vouchers	Paid Amount	
209th District Court	Mario Madrid	9	0	\$101,424	7	0	\$87,691	1	0	\$510	\$189,625
	James Stafford	1	0	\$103,770	2	0	\$8,445	1	0	\$0	\$112,215
	Paria Rafiee	12	0	\$6,342	38	0	\$52,172	30	0	\$40,776	\$99,290
	Anthony Osso	0	0	\$0	3	0	\$50,000	3	0	\$36,915	\$86,915
	Cheryl Brown	2	0	\$460	56	4	\$32,440	51	0	\$53,127	\$86,027
	R. P. Cornelius	0	0	\$0	2	0	\$6,060	2	0	\$78,950	\$85,010
	Jimmy Ortiz	7	0	\$20,805	5	0	\$9,629	14	0	\$49,375	\$79,809
	Mary Conn	2	0	\$6,485	8	0	\$12,211	3	0	\$51,091	\$69,787
	Justin Keiter	0	0	\$0	8	0	\$58,834	2	0	\$9,525	\$68,359
	Mark Lipkin	7	0	\$5,276	25	0	\$11,166	50	0	\$43,300	\$59,742
	Daniel Werlinger	8	0	\$28,599	7	0	\$15,478	4	0	\$14,356	\$58,433
	Kevin Stryker	12	1	\$8,855	26	0	\$23,803	17	0	\$23,594	\$56,252
	Lisa Andrews	9	0	\$34,874	4	0	\$0	3	0	\$19,195	\$54,069
	Kyle Sampson	6	0	\$5,037	26	0	\$43,213	3	0	\$4,800	\$53,050
	Charles Brodsky	5	0	\$7,238	2	0	\$3,555	24	0	\$35,569	\$46,362
	Danny Easterling	4	0	\$7,953	9	0	\$25,928	4	0	\$12,067	\$45,948
	Markay Stroud	7	0	\$8,093	10	0	\$21,956	13	0	\$13,824	\$43,873
	David Garza	14	0	\$22,325	10	0	\$11,235	10	0	\$8,540	\$42,100
	Melissa Dickson	15	0	\$9,306	4	1	\$4,169	22	0	\$24,847	\$38,322
	Jill Lansden	8	0	\$10,787	14	2	\$12,120	14	0	\$12,749	\$35,656
	Riddhi Desai	2	0	\$2,691	5	0	\$1,855	31	0	\$28,560	\$33,106
	Loretta Muldrow	5	0	\$22,465	5	0	\$10,057	2	0	\$0	\$32,522
	Bryan Savoy	10	0	\$10,434	5	0	\$9,576	2	0	\$12,090	\$32,100
	Dionne Press	14	0	\$17,123	7	0	\$6,868	6	0	\$7,506	\$31,497
	Feroz Merchant	8	0	\$9,742	4	0	\$2,470	17	0	\$16,662	\$28,874
	Equator Turner	3	0	\$1,192	22	2	\$14,473	10	0	\$13,192	\$28,857
	James Graves	0	0	\$0	7	1	\$4,868	17	1	\$21,641	\$26,509
	Nathan Hennigan	0	0	\$0	7	0	\$9,375	17	0	\$16,297	\$25,672
	Cary Higginbotham	1	0	\$155	11	0	\$17,546	10	0	\$7,753	\$25,454
	Jerome Godinich	3	0	\$2,435	5	0	\$6,370	8	0	\$12,310	\$21,115
	Patrick Ruzzo	4	0	\$11,536	0	0	\$0	2	1	\$6,688	\$18,224
	Thomas Dupont	3	0	\$9,614	0	0	\$0	4	0	\$8,241	\$17,855
	Ted Doebbler	0	0	\$0	5	0	\$4,414	7	0	\$12,785	\$17,199
	Todd Ward	0	0	\$0	8	0	\$16,676	0	0	\$0	\$16,676
	Jose Vela	7	0	\$3,690	7	0	\$6,942	1	0	\$5,910	\$16,542
	Patricia Sedita	8	0	\$7,528	5	0	\$4,298	1	0	\$4,338	\$16,164
	Bret Kisluk	19	0	\$1,360	23	0	\$5,940	27	0	\$5,521	\$12,821
	Eileen Bogar	4	0	\$1,988	2	0	\$2,732	8	0	\$6,462	\$11,182
	Lori Deangelo	0	0	\$0	3	0	\$3,598	2	0	\$6,096	\$9,694
	Hans Nielsen	3	0	\$3,323	3	0	\$570	1	0	\$5,022	\$8,915
	Jeanie Ortiz	1	0	\$2,265	0	0	\$0	4	0	\$6,498	\$8,763
	James Reed	1	0	\$1,661	2	0	\$3,312	2	0	\$2,599	\$7,572
	James Mount	13	0	\$2,328	11	0	\$2,498	16	0	\$1,789	\$6,615
	Sylvia Escobedo	5	0	\$5,270	0	0	\$0	0	0	\$0	\$5,270
	Robert Scott	0	0	\$0	0	0	\$0	5	0	\$4,680	\$4,680
	Steven Greenlee	0	0	\$0	0	0	\$0	3	0	\$3,675	\$3,675
	Staci Biggar	5	0	\$637	12	0	\$1,828	7	0	\$824	\$3,289

Appendix D

State District Courts (Felony)	Attorney	FY 2020			FY 2021			FY 2022			3 Years Total Paid Amount
		No. of Cases	No. of Term Assignment Vouchers	Paid Amount	No. of Cases	No. of Term Assignment Vouchers	Paid Amount	No. of Cases	No. of Term Assignment Vouchers	Paid Amount	
228th District Court	Alex Nunnery	8	0	\$84,455	3	0	\$20,065	7	0	\$78,648	\$183,168
	Jimmy Ortiz	29	0	\$91,717	13	0	\$60,661	0	0	\$0	\$152,378
	Jill Lansden	12	0	\$14,882	37	0	\$36,919	61	0	\$81,480	\$133,281
	Gerald Bourque	1	0	\$67,500	1	0	\$27,600	1	0	\$25,500	\$120,600
	Loretta Muldrow	3	0	\$54,360	2	0	\$35,940	2	0	\$9,600	\$99,900
	David Garza	18	0	\$24,420	17	0	\$12,540	41	0	\$47,067	\$84,027
	Mark Lipkin	2	0	\$360	24	0	\$11,917	94	0	\$71,116	\$83,393
	Cheryl Brown	1	0	\$255	27	0	\$26,696	33	0	\$55,418	\$82,369
	Cary Higginbotham	7	0	\$23,431	7	0	\$15,379	14	0	\$36,019	\$74,829
	Paria Rafiee	8	0	\$13,116	19	0	\$18,886	26	0	\$22,288	\$54,290
	Danny Easterling	8	0	\$15,623	6	0	\$22,545	3	0	\$9,884	\$48,052
	Nathan Hennigan	16	0	\$32,675	4	0	\$5,705	7	0	\$6,475	\$44,855
	Lisa Andrews	1	0	\$3,831	0	0	\$0	1	0	\$40,800	\$44,631
	Hans Nielsen	11	0	\$18,506	10	0	\$10,151	13	0	\$11,235	\$39,892
	Anthony Osso	0	0	\$0	0	0	\$0	2	0	\$35,455	\$35,455
	Jose Vela	3	0	\$5,023	6	0	\$14,878	6	0	\$10,670	\$30,571
	Lori Deangelo	0	0	\$0	16	0	\$13,353	11	0	\$14,825	\$28,178
	R. P. Cornelius	13	0	\$23,536	0	0	\$0	0	0	\$0	\$23,536
	Kevin Stryker	5	0	\$2,753	9	0	\$8,210	14	0	\$12,385	\$23,348
	Mario Madrid	2	0	\$4,272	1	0	\$7,582	7	0	\$9,714	\$21,568
	Charles Brodsky	0	0	\$0	5	0	\$7,465	11	0	\$13,156	\$20,621
	Jerome Godinich	1	0	\$6,480	1	0	\$840	6	0	\$12,495	\$19,815
	Todd Ward	3	0	\$1,870	9	0	\$14,756	3	0	\$1,100	\$17,726
	Mary Conn	4	0	\$13,715	1	0	\$0	0	0	\$0	\$13,715
	James Mount	14	0	\$3,045	11	0	\$5,121	24	0	\$5,296	\$13,462
	Staci Biggar	1	0	\$112	18	0	\$11,887	5	0	\$729	\$12,728
	Sylvia Escobedo	0	0	\$0	1	0	\$0	3	0	\$11,305	\$11,305
	Bret Kisluk	20	0	\$1,097	7	0	\$1,169	36	0	\$6,815	\$9,081
	Jeanie Ortiz	3	0	\$8,654	0	0	\$0	5	0	\$0	\$8,654
	Daniel Werlinger	1	0	\$1,664	2	0	\$5,777	0	0	\$0	\$7,441
	Thomas Dupont	0	0	\$0	6	0	\$5,457	0	0	\$0	\$5,457
	Kyle Sampson	0	0	\$0	4	0	\$2,926	4	0	\$2,169	\$5,095
	James Reed	1	0	\$1,688	0	0	\$0	1	0	\$2,237	\$3,925
	Eileen Bogar	2	0	\$0	3	0	\$1,240	1	0	\$1,085	\$2,325
	Dionne Press	1	0	\$2,132	0	0	\$0	0	0	\$0	\$2,132
	James Graves	0	0	\$0	0	0	\$0	2	0	\$1,895	\$1,895
	Patrick Ruzzo	0	0	\$0	0	0	\$0	1	0	\$798	\$798
	Feroz Merchant	0	0	\$0	0	0	\$0	1	0	\$155	\$155
	Bryan Savoy	0	0	\$0	2	0	\$0	0	0	\$0	\$0
	James Stafford	0	0	\$0	1	0	\$0	1	0	\$0	\$0
	Markay Stroud	0	0	\$0	1	0	\$0	1	0	\$0	\$0

Appendix D

State District Courts (Felony)	Attorney	FY 2020			FY 2021			FY 2022			3 Years Total Paid Amount
		No. of Cases	No. of Term Assignment Vouchers	Paid Amount	No. of Cases	No. of Term Assignment Vouchers	Paid Amount	No. of Cases	No. of Term Assignment Vouchers	Paid Amount	
230th District Court	Bryan Savoy	28	2	\$41,976	29	1	\$26,186	14	0	\$70,597	\$138,759
	Jeanie Ortiz	15	3	\$10,963	30	6	\$30,700	56	4	\$85,494	\$127,157
	Markay Stroud	25	0	\$33,328	38	1	\$39,717	24	0	\$37,617	\$110,662
	Jerome Godinich	14	0	\$24,995	39	0	\$40,210	15	0	\$41,055	\$106,260
	Kevin Stryker	33	11	\$28,064	43	5	\$35,475	31	2	\$24,218	\$87,757
	Thomas Dupont	12	3	\$21,696	13	10	\$33,416	21	0	\$26,164	\$81,276
	Danny Easterling	8	4	\$11,164	21	5	\$30,649	16	0	\$36,865	\$78,678
	Justin Keiter	10	0	\$9,833	8	1	\$10,291	22	0	\$57,641	\$77,765
	Todd Ward	3	1	\$4,062	15	0	\$17,208	48	0	\$54,347	\$75,617
	Daniel Werlinger	9	7	\$11,409	19	0	\$33,614	19	0	\$26,014	\$71,037
	Sylvia Escobedo	13	7	\$14,750	23	3	\$23,451	25	6	\$32,830	\$71,031
	Riddhi Desai	16	4	\$14,441	17	3	\$15,504	43	3	\$37,805	\$67,750
	Dionne Press	29	8	\$28,914	14	6	\$13,761	24	3	\$23,096	\$65,771
	Cheryl Brown	2	4	\$2,020	20	9	\$18,099	41	6	\$45,450	\$65,569
	James Reed	15	6	\$19,291	20	1	\$22,749	22	0	\$21,435	\$63,475
	Charles Brodsky	7	1	\$15,762	29	0	\$22,605	21	0	\$24,214	\$62,581
	Hans Nielsen	6	4	\$9,875	22	7	\$26,552	28	8	\$21,241	\$57,668
	R. P. Cornelius	2	0	\$53,440	0	0	\$0	0	0	\$0	\$53,440
	David Garza	16	0	\$17,935	16	0	\$15,555	12	0	\$19,680	\$53,170
	Paria Rafiee	18	2	\$34,470	18	0	\$11,323	7	0	\$6,136	\$51,929
	Cary Higginbotham	9	6	\$7,875	20	4	\$20,091	23	0	\$22,869	\$50,835
	Melissa Dickson	15	4	\$14,628	18	4	\$22,858	12	0	\$12,983	\$50,469
	Equator Turner	2	3	\$1,812	8	9	\$5,729	26	13	\$32,884	\$40,425
	James Stafford	2	0	\$38,985	0	0	\$0	0	0	\$0	\$38,985
	Kyle Sampson	1	4	\$2,448	14	2	\$15,641	11	2	\$9,589	\$27,678
	Nathan Hennigan	3	1	\$3,318	5	0	\$10,364	8	0	\$13,712	\$27,394
	Jose Vela	3	0	\$8,058	3	0	\$10,778	0	0	\$0	\$18,836
	Jimmy Ortiz	1	0	\$0	5	0	\$3,689	9	0	\$13,925	\$17,614
	Mark Lipkin	1	2	\$1,420	5	1	\$5,890	4	0	\$4,041	\$11,351
	Bret Kisluk	25	0	\$2,785	8	0	\$1,748	24	0	\$6,435	\$10,968
	James Graves	0	0	\$0	0	1	\$440	5	1	\$6,561	\$7,001
	Mario Madrid	0	0	\$0	8	0	\$5,280	1	0	\$1,290	\$6,570
	James Mount	10	0	\$3,090	15	0	\$2,474	17	0	\$904	\$6,468
	Patrick Ruzzo	1	0	\$6,244	0	0	\$0	0	0	\$0	\$6,244
	Robert Scott	0	0	\$0	0	0	\$0	3	0	\$6,215	\$6,215
	Ted Doeblbler	0	0	\$0	2	0	\$995	5	1	\$3,774	\$4,769
	Lisa Andrews	1	0	\$0	5	0	\$3,554	0	0	\$0	\$3,554
	Alex Nunnery	3	0	\$2,875	1	0	\$0	1	0	\$0	\$2,875
	Lori Deangelo	0	0	\$0	2	0	\$605	3	0	\$1,906	\$2,511
	Staci Biggar	2	0	\$607	9	0	\$752	4	0	\$462	\$1,821
	Eileen Bogar	2	0	\$815	0	0	\$0	0	0	\$0	\$815
	Feroz Merchant	1	0	\$217	0	0	\$0	0	0	\$0	\$217
	Loretta Muldrow	1	0	\$0	0	0	\$0	1	0	\$0	\$0

Appendix D

State District Courts (Felony)	Attorney	FY 2020			FY 2021			FY 2022			3 Years Total Paid Amount
		No. of Cases	No. of Term Assignment Vouchers	Paid Amount	No. of Cases	No. of Term Assignment Vouchers	Paid Amount	No. of Cases	No. of Term Assignment Vouchers	Paid Amount	
232nd District Court	Lisa Andrews	11	3	\$207,375	3	0	\$0	7	0	\$8,815	\$216,190
	Todd Ward	17	0	\$17,190	53	0	\$93,943	44	0	\$81,352	\$192,485
	Daniel Werlinger	14	1	\$106,285	8	0	\$16,236	1	0	\$1,215	\$123,736
	Mark Lipkin	24	3	\$32,263	36	8	\$29,134	55	3	\$55,841	\$117,238
	Anthony Osso	5	0	\$110,000	0	0	\$0	0	0	\$0	\$110,000
	Charles Brodsky	15	0	\$20,443	19	0	\$24,730	27	0	\$49,776	\$94,949
	Feroz Merchant	24	3	\$29,534	31	0	\$30,661	35	0	\$29,414	\$89,609
	Sylvia Escobedo	14	1	\$9,472	17	4	\$24,953	21	0	\$46,676	\$81,101
	Mary Conn	11	0	\$21,012	13	1	\$22,015	5	0	\$36,640	\$79,667
	Loretta Muldrow	2	0	\$75,000	0	0	\$0	0	0	\$0	\$75,000
	Bryan Savoy	1	0	\$67,000	3	0	\$6,525	1	0	\$0	\$73,525
	Markay Stroud	20	0	\$24,113	10	1	\$14,555	18	0	\$34,805	\$73,473
	Mario Madrid	5	0	\$11,325	15	0	\$44,814	9	0	\$13,162	\$69,301
	Paria Rafiee	17	3	\$11,005	33	2	\$26,428	19	2	\$28,512	\$65,945
	Justin Keiter	10	0	\$12,547	9	0	\$15,890	18	0	\$35,938	\$64,375
	Jerome Godinich	16	0	\$19,520	11	0	\$23,070	7	0	\$7,615	\$50,205
	Danny Easterling	6	0	\$12,989	7	1	\$9,207	15	0	\$27,052	\$49,248
	Jimmy Ortiz	8	0	\$3,625	4	0	\$16,244	6	0	\$27,426	\$47,295
	Melissa Dickson	18	3	\$12,363	8	3	\$9,876	12	0	\$17,517	\$39,756
	Dionne Press	6	3	\$4,675	13	3	\$12,551	17	7	\$20,482	\$37,708
	Ted Doebbler	16	2	\$10,597	10	1	\$9,474	15	2	\$16,443	\$36,514
	Patrick Ruzzo	9	0	\$7,488	7	1	\$12,143	10	2	\$16,462	\$36,093
	Hans Nielsen	7	0	\$18,223	5	0	\$6,998	8	1	\$10,829	\$36,050
	James Reed	8	0	\$8,494	2	0	\$4,325	12	0	\$15,659	\$28,478
	Thomas Dupont	7	0	\$20,223	2	1	\$1,654	2	1	\$2,513	\$24,390
	Jill Lansden	2	0	\$7,112	0	3	\$1,200	17	8	\$15,504	\$23,816
	Alex Nunnery	9	0	\$7,695	0	0	\$0	2	0	\$12,825	\$20,520
	James Graves	2	0	\$3,014	2	0	\$1,700	9	3	\$15,540	\$20,254
	Patricia Sedita	2	1	\$857	7	1	\$7,384	5	1	\$9,412	\$17,653
	Cary Higginbotham	0	1	\$440	8	0	\$4,250	9	0	\$12,870	\$17,560
	Cheryl Brown	1	1	\$948	5	0	\$3,503	8	0	\$12,485	\$16,936
	David Garza	6	0	\$8,395	3	0	\$3,020	5	0	\$5,010	\$16,425
	Jeanie Ortiz	10	0	\$7,501	3	0	\$8,845	0	0	\$0	\$16,346
	Kyle Sampson	0	0	\$0	1	0	\$1,991	11	4	\$9,400	\$11,391
	Nathan Hennigan	1	0	\$2,990	2	0	\$2,097	1	0	\$5,177	\$10,264
	Kevin Stryker	6	0	\$6,031	2	0	\$2,610	2	0	\$1,150	\$9,791
	James Mount	12	0	\$2,127	10	0	\$3,158	11	0	\$3,582	\$8,867
	Riddhi Desai	0	0	\$0	6	0	\$7,874	0	0	\$0	\$7,874
	Eileen Bogar	2	0	\$0	1	1	\$1,000	13	1	\$6,582	\$7,582
	Bret Kisluk	10	0	\$849	12	0	\$2,381	24	0	\$4,303	\$7,533
	Robert Scott	4	0	\$2,830	2	0	\$2,425	1	0	\$495	\$5,750
	Jose Vela	2	0	\$3,305	1	0	\$267	0	0	\$0	\$3,572
	R. P. Cornelius	0	0	\$0	3	0	\$3,160	0	0	\$0	\$3,160
	Staci Biggar	3	0	\$750	5	0	\$1,711	5	0	\$285	\$2,746
	Equator Turner	0	0	\$0	2	0	\$620	1	2	\$1,261	\$1,881

Appendix D

State District Courts (Felony)	Attorney	FY 2020			FY 2021			FY 2022			3 Years
		No. of Cases	No. of Term Assignment Vouchers	Paid Amount	No. of Cases	No. of Term Assignment Vouchers	Paid Amount	No. of Cases	No. of Term Assignment Vouchers	Paid Amount	
248th District Court	Bryan Savoy	21	2	\$17,516	23	0	\$30,980	14	0	\$157,930	\$206,426
	R. P. Cornelius	0	0	\$0	1	0	\$0	3	0	\$137,490	\$137,490
	Jeanie Ortiz	22	2	\$17,802	20	1	\$24,646	22	1	\$66,638	\$109,086
	Kevin Stryker	42	4	\$41,121	31	3	\$27,949	39	0	\$36,521	\$105,591
	Dionne Press	18	4	\$24,368	13	1	\$14,907	24	0	\$32,767	\$72,042
	Hans Nielsen	20	1	\$29,115	11	0	\$21,742	19	1	\$20,661	\$71,518
	Cheryl Brown	0	0	\$0	27	2	\$26,001	40	8	\$41,513	\$67,514
	Charles Brodsky	14	0	\$15,730	14	0	\$22,633	28	0	\$27,065	\$65,428
	Nathan Hennigan	18	0	\$23,378	2	0	\$1,588	12	0	\$32,928	\$57,894
	Loretta Muldrow	1	0	\$14,925	2	0	\$39,600	1	0	\$0	\$54,525
	Justin Keiter	9	0	\$27,139	3	0	\$5,987	9	0	\$16,510	\$49,636
	Jimmy Ortiz	2	0	\$4,123	8	0	\$23,210	8	0	\$22,248	\$49,581
	Riddhi Desai	9	1	\$9,525	15	2	\$14,466	28	1	\$25,401	\$49,392
	Markay Stroud	10	0	\$9,579	6	0	\$14,028	16	0	\$24,046	\$47,653
	Kyle Sampson	0	2	\$880	30	1	\$30,682	22	0	\$12,893	\$44,455
	Sylvia Escobedo	5	2	\$6,477	17	0	\$22,630	6	3	\$10,137	\$39,244
	Paria Rafiee	5	1	\$4,176	12	0	\$14,059	13	0	\$19,760	\$37,995
	Danny Easterling	4	1	\$13,020	5	0	\$7,092	6	0	\$15,152	\$35,264
	Melissa Dickson	12	0	\$15,049	3	3	\$2,420	15	0	\$16,988	\$34,457
	Jill Lansden	7	1	\$13,802	3	1	\$3,730	20	0	\$16,726	\$34,258
	David Garza	8	0	\$7,170	12	0	\$19,410	7	0	\$5,835	\$32,415
	Jerome Godinich	6	0	\$4,430	11	0	\$13,520	6	0	\$13,930	\$31,880
	James Reed	9	0	\$9,708	7	0	\$9,740	9	0	\$11,437	\$30,885
	Mark Lipkin	9	0	\$11,372	7	0	\$15,435	1	0	\$2,790	\$29,597
	Mary Conn	0	0	\$0	1	0	\$0	2	0	\$28,401	\$28,401
	Equator Turner	3	2	\$1,495	8	3	\$4,352	16	7	\$19,269	\$25,116
	Patrick Ruzzo	0	1	\$440	7	0	\$12,544	7	1	\$10,390	\$23,374
	Daniel Werlinger	5	1	\$5,060	7	0	\$13,632	3	0	\$3,372	\$22,064
	Ted Doebbler	11	0	\$14,778	1	0	\$850	6	0	\$4,791	\$20,419
	Mario Madrid	0	0	\$0	2	0	\$5,658	3	0	\$11,490	\$17,148
	Bret Kisluk	13	0	\$990	9	0	\$2,220	29	0	\$11,715	\$14,925
	James Graves	1	0	\$750	0	0	\$0	3	1	\$12,194	\$12,944
	Todd Ward	5	0	\$2,691	4	0	\$6,182	6	0	\$3,958	\$12,831
	Jose Vela	1	0	\$205	1	0	\$0	6	0	\$11,854	\$12,059
	James Mount	6	0	\$866	21	0	\$7,108	19	0	\$1,725	\$9,699
	Lisa Andrews	3	0	\$1,894	2	0	\$5,855	0	0	\$0	\$7,749
	Cary Higginbotham	4	0	\$2,013	2	0	\$5,160	0	0	\$0	\$7,173
	Thomas Dupont	0	0	\$0	2	0	\$4,370	1	0	\$1,623	\$5,993
	Staci Biggar	1	0	\$105	11	0	\$2,673	6	0	\$2,589	\$5,367
	Lori Deangelo	0	0	\$0	1	0	\$870	1	0	\$967	\$1,837
	Eileen Bogar	2	0	\$1,080	0	0	\$0	0	0	\$0	\$1,080
	Feroz Merchant	1	0	\$548	0	0	\$0	1	0	\$0	\$548

Appendix D

State District Courts (Felony)	Attorney	FY 2020			FY 2021			FY 2022			3 Years
		No. of Cases	No. of Term Assignment Vouchers	Paid Amount	No. of Cases	No. of Term Assignment Vouchers	Paid Amount	No. of Cases	No. of Term Assignment Vouchers	Paid Amount	Total Paid Amount
262nd District Court	Jimmy Ortiz	27	0	\$40,831	53	0	\$114,723	27	0	\$50,915	\$206,469
	Mary Conn	17	1	\$8,990	34	0	\$67,381	16	0	\$91,904	\$168,275
	Jeanie Ortiz	26	2	\$18,390	37	2	\$36,741	84	0	\$84,279	\$139,410
	James Graves	6	1	\$8,561	24	3	\$20,402	84	0	\$94,158	\$123,121
	Jerome Godinich	25	0	\$19,310	28	1	\$25,700	27	0	\$39,885	\$84,895
	Steven Greenlee	8	0	\$6,940	27	4	\$21,360	49	0	\$53,185	\$81,485
	Dionne Press	20	4	\$22,666	25	1	\$24,368	29	0	\$33,683	\$80,717
	Mario Madrid	11	0	\$12,474	8	0	\$47,574	11	0	\$15,529	\$75,577
	Bryan Savoy	16	1	\$11,919	7	0	\$12,481	26	0	\$48,816	\$73,216
	Hans Nielsen	10	2	\$18,233	20	1	\$28,387	26	0	\$12,245	\$58,865
	Daniel Werlinger	1	0	\$0	8	0	\$45,198	4	0	\$13,068	\$58,266
	Markay Stroud	15	0	\$16,806	12	0	\$23,462	13	0	\$16,116	\$56,384
	Equator Turner	3	5	\$5,505	15	9	\$11,592	45	1	\$37,466	\$54,563
	David Garza	20	0	\$14,515	20	0	\$18,820	21	0	\$14,745	\$48,080
	Ted Doebbler	15	2	\$11,514	11	0	\$11,487	28	0	\$20,689	\$43,690
	Danny Easterling	10	1	\$18,112	7	0	\$11,240	10	0	\$13,368	\$42,720
	Paria Rafiee	8	0	\$11,174	9	0	\$13,300	10	0	\$16,568	\$41,042
	Lisa Andrews	9	0	\$9,209	2	0	\$0	6	0	\$23,458	\$32,667
	Patrick Ruzzo	0	0	\$0	17	2	\$13,981	21	0	\$17,193	\$31,174
	Eileen Bogar	17	1	\$17,423	14	0	\$9,141	6	0	\$4,454	\$31,018
	R. P. Cornelius	4	1	\$15,900	9	0	\$11,440	2	0	\$2,673	\$30,013
	Riddhi Desai	4	0	\$5,024	13	0	\$14,327	11	0	\$8,802	\$28,153
	Nathan Hennigan	3	0	\$3,800	1	0	\$1,555	15	0	\$15,865	\$21,220
	Charles Brodsky	3	0	\$6,402	6	0	\$11,426	3	0	\$2,754	\$20,582
	Justin Keiter	2	0	\$715	6	0	\$5,177	2	0	\$11,985	\$17,877
	Kyle Sampson	0	0	\$0	5	0	\$7,569	8	0	\$5,901	\$13,470
	Kevin Stryker	0	0	\$0	2	0	\$2,671	10	0	\$9,108	\$11,779
	Jill Lansden	0	0	\$0	0	0	\$0	6	0	\$11,514	\$11,514
	Bret Kisluk	12	0	\$1,001	14	0	\$3,096	21	0	\$7,109	\$11,206
	James Mount	9	0	\$1,282	10	0	\$5,007	13	0	\$3,663	\$9,952
	Feroz Merchant	0	0	\$0	10	0	\$3,828	9	0	\$4,951	\$8,779
	Cheryl Brown	0	0	\$0	1	1	\$1,480	7	0	\$6,160	\$7,640
	Sylvia Escobedo	0	0	\$0	1	0	\$2,935	3	0	\$4,389	\$7,324
	James Reed	2	0	\$2,705	1	0	\$2,385	3	0	\$1,662	\$6,752
	Patricia Sedita	0	0	\$0	4	1	\$4,249	2	0	\$1,677	\$5,926
	Todd Ward	0	0	\$0	1	0	\$885	2	0	\$4,373	\$5,258
	Robert Scott	0	0	\$0	1	0	\$205	10	0	\$4,945	\$5,150
	Staci Biggar	2	0	\$187	18	0	\$4,873	4	0	\$84	\$5,144
	Jose Vela	4	0	\$2,863	5	0	\$1,586	1	0	\$348	\$4,797
	Thomas Dupont	2	0	\$2,247	1	0	\$2,446	0	0	\$0	\$4,693
	Lori Deangelo	0	0	\$0	2	0	\$348	3	0	\$3,192	\$3,540
	Cary Higginbotham	0	0	\$0	1	0	\$1,221	1	0	\$1,911	\$3,132
	Mark Lipkin	2	0	\$310	0	0	\$0	1	0	\$2,442	\$2,752
	Anthony Osso	0	0	\$0	0	0	\$0	1	0	\$0	\$0

Appendix D

State District Courts (Felony)	Attorney	FY 2020			FY 2021			FY 2022			3 Years
		No. of Cases	No. of Term Assignment Vouchers	Paid Amount	No. of Cases	No. of Term Assignment Vouchers	Paid Amount	No. of Cases	No. of Term Assignment Vouchers	Paid Amount	Total Paid Amount
263rd District Court	Jerome Godinich	145	0	\$279,790	230	0	\$252,060	108	0	\$198,260	\$730,110
	Robert Scott	233	4	\$163,136	173	1	\$166,525	81	2	\$120,020	\$449,681
	Jimmy Ortiz	53	0	\$84,820	48	0	\$121,327	50	0	\$131,773	\$337,920
	Jeanie Ortiz	19	0	\$27,923	58	1	\$55,026	33	0	\$69,531	\$152,480
	Ted Doebbler	32	3	\$16,862	59	0	\$46,029	61	0	\$65,191	\$128,082
	Sylvia Escobedo	33	2	\$34,760	30	0	\$60,775	20	3	\$27,233	\$122,768
	Nathan Hennigan	14	0	\$14,882	33	0	\$50,273	28	0	\$41,175	\$106,330
	Gerald Bourque	1	0	\$28,078	1	0	\$25,050	1	0	\$37,500	\$90,628
	Charles Brodsky	20	0	\$30,997	22	0	\$36,778	16	0	\$21,667	\$89,442
	Todd Ward	10	0	\$10,667	26	0	\$47,533	9	0	\$23,735	\$81,935
	Justin Keiter	7	0	\$7,189	2	0	\$3,886	3	0	\$66,162	\$77,237
	Loretta Muldrow	1	0	\$19,875	3	0	\$35,025	1	0	\$0	\$54,900
	Mark Lipkin	6	1	\$3,934	15	1	\$9,922	34	1	\$27,512	\$41,368
	Patricia Sedita	12	1	\$12,731	9	0	\$18,120	3	0	\$8,161	\$39,012
	Equator Turner	3	1	\$1,595	21	1	\$10,786	21	0	\$25,600	\$37,981
	Dionne Press	0	0	\$0	4	1	\$4,424	32	1	\$33,507	\$37,931
	Paria Rafiee	5	0	\$7,422	15	0	\$14,789	6	0	\$5,783	\$27,994
	Lisa Andrews	14	1	\$19,213	2	0	\$1,633	3	0	\$5,399	\$26,245
	David Garza	9	0	\$15,420	1	0	\$1,225	4	0	\$8,265	\$24,910
	Mario Madrid	5	0	\$13,515	9	0	\$9,337	0	0	\$0	\$22,852
	Danny Easterling	0	0	\$0	4	0	\$9,599	1	0	\$12,347	\$21,946
	Bryan Savoy	9	0	\$16,716	4	0	\$5,219	1	0	\$0	\$21,935
	James Reed	0	0	\$0	12	0	\$13,641	5	0	\$6,568	\$20,209
	Lori Deangelo	0	0	\$0	8	0	\$6,666	10	0	\$13,485	\$20,151
	James Graves	10	0	\$10,495	0	0	\$0	10	0	\$9,027	\$19,522
	Patrick Ruzzo	3	0	\$17,302	2	1	\$1,057	2	0	\$830	\$19,189
	Jose Vela	2	0	\$1,354	3	0	\$9,856	3	0	\$5,998	\$17,208
	Cary Higginbotham	2	0	\$544	3	1	\$8,913	4	0	\$6,097	\$15,554
	Kyle Sampson	1	0	\$1,899	3	0	\$4,253	1	0	\$8,927	\$15,079
	Kevin Stryker	0	0	\$0	3	1	\$2,312	14	2	\$12,285	\$14,597
	Daniel Werlinger	3	0	\$4,602	1	0	\$8,400	0	0	\$0	\$13,002
	James Mount	12	0	\$2,065	20	0	\$6,343	28	0	\$2,801	\$11,209
	Bret Kisluk	11	0	\$745	19	0	\$3,844	21	0	\$5,755	\$10,344
	Riddhi Desai	0	0	\$0	2	0	\$2,318	7	0	\$7,717	\$10,035
	Jill Lansden	0	0	\$0	3	0	\$2,330	11	0	\$7,031	\$9,361
	Markay Stroud	0	0	\$0	1	0	\$1,008	6	0	\$6,780	\$7,788
	Feroz Merchant	2	0	\$3,450	3	0	\$1,791	4	0	\$2,458	\$7,699
	Cheryl Brown	0	0	\$0	4	0	\$3,947	1	0	\$2,210	\$6,157
	Steven Greenlee	0	0	\$0	0	0	\$0	2	0	\$4,255	\$4,255
	Staci Biggar	3	0	\$564	23	0	\$2,790	5	0	\$540	\$3,894
	Hans Nielsen	0	0	\$0	1	0	\$1,576	1	0	\$755	\$2,331
	Mary Conn	1	0	\$0	0	0	\$0	0	0	\$0	\$0

Appendix D

State District Courts (Felony)	Attorney	FY 2020			FY 2021			FY 2022			3 Years Total Paid Amount
		No. of Cases	No. of Term Assignment Vouchers	Paid Amount	No. of Cases	No. of Term Assignment Vouchers	Paid Amount	No. of Cases	No. of Term Assignment Vouchers	Paid Amount	
337th District Court	James Stafford	1	0	\$0	0	0	\$0	1	0	\$165,885	\$165,885
	Patricia Sedita	21	0	\$18,371	27	0	\$63,336	39	0	\$61,258	\$142,965
	Gerald Bourque	1	0	\$52,680	1	0	\$0	1	0	\$54,113	\$106,793
	Todd Ward	8	0	\$10,577	21	2	\$54,031	27	0	\$22,044	\$86,652
	James Reed	0	0	\$0	40	0	\$18,419	64	0	\$66,110	\$84,529
	Jose Vela	13	0	\$10,484	20	0	\$25,739	14	0	\$31,485	\$67,708
	R. P. Cornelius	3	0	\$0	1	0	\$59,220	1	0	\$2,190	\$61,410
	Thomas Dupont	2	0	\$4,719	2	7	\$4,808	36	1	\$47,483	\$57,010
	Jeanie Ortiz	7	0	\$17,799	1	0	\$967	34	3	\$33,793	\$52,559
	Jimmy Ortiz	7	0	\$33,299	1	0	\$4,941	2	0	\$6,865	\$45,105
	Hans Nielsen	5	0	\$10,516	0	0	\$0	14	0	\$32,098	\$42,614
	Cheryl Brown	0	0	\$0	1	1	\$865	37	7	\$41,721	\$42,586
	Staci Biggar	11	0	\$9,653	36	0	\$11,823	32	0	\$20,064	\$41,540
	Sylvia Escobedo	1	0	\$0	0	2	\$880	15	1	\$39,897	\$40,777
	Daniel Werlinger	3	0	\$8,867	2	0	\$27,823	3	0	\$2,503	\$39,193
	Justin Keiter	0	0	\$0	6	0	\$4,529	15	0	\$28,464	\$32,993
	Dionne Press	5	0	\$4,438	6	1	\$6,332	27	8	\$21,971	\$32,741
	Jill Lansden	10	0	\$6,748	11	2	\$11,896	12	3	\$9,428	\$28,072
	Kevin Stryker	4	0	\$4,646	5	2	\$3,170	22	4	\$17,988	\$25,804
	Mario Madrid	3	0	\$3,376	7	0	\$6,799	3	0	\$15,101	\$25,276
	Melissa Dickson	1	0	\$443	9	2	\$14,201	6	0	\$6,408	\$21,052
	Ted Doebbler	4	0	\$3,834	9	0	\$11,674	4	0	\$3,457	\$18,965
	Riddhi Desai	8	0	\$7,576	10	0	\$10,188	0	0	\$0	\$17,764
	Nathan Hennigan	0	0	\$0	9	0	\$5,788	11	0	\$11,539	\$17,327
	Kyle Sampson	0	0	\$0	7	0	\$6,809	13	2	\$9,257	\$16,066
	Feroz Merchant	7	0	\$15,934	0	0	\$0	0	0	\$0	\$15,934
	Jerome Godinich	1	0	\$820	2	0	\$4,655	5	0	\$8,830	\$14,305
	James Graves	0	0	\$0	11	4	\$7,894	3	0	\$5,347	\$13,241
	James Mount	14	0	\$3,351	17	0	\$6,254	22	0	\$1,968	\$11,573
	Lisa Andrews	0	0	\$0	0	0	\$0	5	0	\$11,445	\$11,445
	Cary Higginbotham	0	0	\$0	0	0	\$0	1	0	\$11,210	\$11,210
	Mark Lipkin	4	0	\$4,453	4	0	\$2,498	2	0	\$2,469	\$9,420
	Steven Greenlee	1	0	\$1,785	0	3	\$1,320	3	0	\$5,260	\$8,365
	Mary Conn	0	0	\$0	1	0	\$7,176	0	0	\$0	\$7,176
	Paria Rafiee	1	0	\$1,312	0	0	\$0	12	2	\$4,884	\$6,196
	David Garza	4	0	\$2,540	1	0	\$995	1	0	\$2,225	\$5,760
	Bret Kisluk	8	0	\$533	5	0	\$1,975	15	0	\$3,223	\$5,731
	Patrick Ruzzo	1	0	\$2,388	0	0	\$0	5	2	\$3,325	\$5,713
	Markay Stroud	2	0	\$4,514	0	0	\$0	0	0	\$0	\$4,514
	Eileen Bogar	6	0	\$2,760	2	0	\$1,068	1	0	\$0	\$3,828
	Equator Turner	0	0	\$0	1	0	\$1,453	1	3	\$2,310	\$3,763
	Bryan Savoy	1	0	\$3,474	1	0	\$0	0	0	\$0	\$3,474
	Danny Easterling	1	0	\$1,882	0	0	\$0	0	0	\$0	\$1,882
	Lori Deangelo	0	0	\$0	0	0	\$0	1	0	\$993	\$993
	Alex Nunnery	0	0	\$0	1	0	\$680	0	0	\$0	\$680
	Charles Brodsky	1	0	\$155	1	0	\$0	0	0	\$0	\$155
	Loretta Muldrow	0	0	\$0	1	0	\$0	0	0	\$0	\$0
	Robert Scott	0	0	\$0	1	0	\$0	1	0	\$0	\$0

Appendix D

State District Courts (Felony)	Attorney	FY 2020			FY 2021			FY 2022			3 Years
		No. of Cases	No. of Term Assignment Vouchers	Paid Amount	No. of Cases	No. of Term Assignment Vouchers	Paid Amount	No. of Cases	No. of Term Assignment Vouchers	Paid Amount	Total Paid Amount
338th District Court	Alex Nunnery	2	0	\$79,990	3	0	\$150,000	2	0	\$0	\$229,990
	Jeanie Ortiz	46	1	\$35,638	32	4	\$32,054	69	1	\$79,440	\$147,132
	Thomas Dupont	35	2	\$53,087	27	7	\$25,438	56	0	\$65,640	\$144,165
	Jerome Godinich	30	0	\$66,560	29	3	\$22,435	59	3	\$52,735	\$141,730
	Riddhi Desai	22	0	\$16,625	51	1	\$28,786	108	1	\$64,871	\$110,282
	Steven Greenlee	9	1	\$14,480	10	6	\$10,565	96	9	\$69,365	\$94,410
	James Reed	36	2	\$26,079	24	2	\$31,754	46	0	\$33,088	\$90,921
	Cary Higginbotham	1	0	\$85,000	1	0	\$600	0	0	\$0	\$85,600
	Danny Easterling	17	1	\$30,783	13	0	\$15,737	5	0	\$27,162	\$73,682
	James Graves	23	2	\$14,152	13	1	\$9,516	53	3	\$44,170	\$67,838
	Hans Nielsen	28	2	\$30,064	16	1	\$9,646	31	1	\$21,081	\$60,791
	Melissa Dickson	12	0	\$12,400	21	3	\$19,621	33	0	\$22,002	\$54,023
	Jimmy Ortiz	5	0	\$34,673	9	0	\$13,491	10	0	\$5,525	\$53,689
	Equator Turner	2	3	\$4,270	15	6	\$13,043	32	5	\$29,558	\$46,871
	Markay Stroud	18	0	\$27,601	14	0	\$17,843	4	0	\$850	\$46,294
	Dionne Press	21	1	\$14,341	2	2	\$2,338	35	0	\$20,245	\$36,924
	Ted Doebbler	21	1	\$14,956	3	0	\$2,073	17	0	\$16,944	\$33,973
	R. P. Cornelius	12	1	\$16,200	13	0	\$16,028	0	0	\$0	\$32,228
	Mary Conn	10	1	\$8,529	2	0	\$0	4	0	\$20,791	\$29,320
	Loretta Muldrow	1	0	\$0	0	0	\$0	1	0	\$28,950	\$28,950
	Eileen Bogar	0	1	\$1,200	8	1	\$4,800	44	1	\$21,924	\$27,924
	Patrick Ruzzo	12	0	\$16,651	1	1	\$1,296	4	0	\$6,261	\$24,208
	Todd Ward	8	1	\$9,044	7	0	\$5,722	3	0	\$6,579	\$21,345
	Kevin Stryker	14	2	\$10,109	10	0	\$4,625	8	0	\$5,864	\$20,598
	Cheryl Brown	0	0	\$0	5	2	\$3,342	18	0	\$16,571	\$19,913
	David Garza	2	0	\$1,360	9	0	\$4,600	15	0	\$12,850	\$18,810
	Robert Scott	28	2	\$12,525	4	0	\$1,269	8	0	\$4,975	\$18,769
	Justin Keiter	7	0	\$15,680	1	0	\$648	1	0	\$602	\$16,930
	Mario Madrid	5	0	\$13,787	2	0	\$798	1	0	\$1,225	\$15,810
	Patricia Sedita	0	0	\$0	10	1	\$8,796	7	0	\$6,201	\$14,997
	James Mount	14	0	\$2,787	18	0	\$7,272	16	0	\$1,434	\$11,493
	Paria Rafiee	5	0	\$9,656	2	0	\$1,640	0	0	\$0	\$11,296
	Bryan Savoy	0	0	\$0	12	1	\$8,433	9	0	\$2,675	\$11,108
	Kyle Sampson	0	1	\$1,760	7	0	\$3,330	6	0	\$4,416	\$9,506
	Jill Lansden	0	0	\$0	0	1	\$2,000	12	0	\$4,798	\$6,798
	Bret Kisluk	14	0	\$821	11	0	\$3,738	25	0	\$1,700	\$6,259
	Staci Biggar	2	0	\$398	9	0	\$1,520	6	0	\$1,690	\$3,608
	Mark Lipkin	2	0	\$1,562	0	0	\$0	0	0	\$0	\$1,562
	Lori Deangelo	0	0	\$0	0	0	\$0	2	0	\$967	\$967
	Sylvia Escobedo	0	0	\$0	1	0	\$704	0	0	\$0	\$704
	Lisa Andrews	1	0	\$550	0	0	\$0	0	0	\$0	\$550
	Feroz Merchant	0	0	\$0	0	0	\$0	1	0	\$399	\$399
	Nathan Hennigan	1	0	\$155	0	0	\$0	0	0	\$0	\$155
	Jose Vela	0	0	\$0	0	0	\$0	2	0	\$0	\$0

Appendix D

State District Courts (Felony)	Attorney	FY 2020			FY 2021			FY 2022			3 Years
		No. of Cases	No. of Term Assignment Vouchers	Paid Amount	No. of Cases	No. of Term Assignment Vouchers	Paid Amount	No. of Cases	No. of Term Assignment Vouchers	Paid Amount	Total Paid Amount
339th District Court	Bryan Savoy	15	0	\$29,819	27	0	\$55,405	24	0	\$42,294	\$127,518
	Patricia Sedita	43	0	\$43,614	25	0	\$36,635	25	0	\$42,937	\$123,186
	Mario Madrid	13	0	\$15,205	25	0	\$26,151	14	0	\$62,025	\$103,381
	Sylvia Escobedo	11	0	\$6,196	41	0	\$41,699	36	0	\$50,567	\$98,462
	Anthony Osso	1	0	\$0	0	0	\$0	1	0	\$89,610	\$89,610
	Mary Conn	8	0	\$22,128	5	0	\$45,073	2	0	\$9,162	\$76,363
	Alex Nunnery	1	0	\$72,200	0	0	\$0	1	0	\$0	\$72,200
	Thomas Dupont	11	0	\$12,438	16	0	\$24,177	34	0	\$34,684	\$71,299
	Loretta Muldrow	3	0	\$43,715	1	0	\$0	3	0	\$24,360	\$68,075
	James Graves	8	0	\$18,131	10	0	\$9,847	27	1	\$36,644	\$64,622
	Cary Higginbotham	4	0	\$5,444	19	0	\$17,590	50	0	\$40,877	\$63,911
	Jimmy Ortiz	3	0	\$2,482	12	0	\$49,474	9	0	\$10,230	\$62,186
	Feroz Merchant	10	0	\$14,017	24	0	\$21,646	18	0	\$25,440	\$61,103
	R. P. Cornelius	2	0	\$1,755	2	0	\$57,323	0	0	\$0	\$59,078
	Kyle Sampson	2	0	\$6,859	23	0	\$15,277	25	0	\$36,673	\$58,809
	Patrick Ruzzo	14	0	\$24,698	11	0	\$15,316	5	0	\$12,931	\$52,945
	Staci Biggar	16	0	\$5,457	22	0	\$11,341	26	0	\$32,296	\$49,094
	Danny Easterling	6	0	\$4,237	17	0	\$25,268	8	0	\$15,844	\$45,349
	Markay Stroud	4	0	\$752	20	0	\$32,240	7	0	\$10,537	\$43,529
	Nathan Hennigan	0	0	\$0	20	0	\$13,947	25	0	\$29,395	\$43,342
	Melissa Dickson	10	0	\$14,076	13	0	\$18,591	4	0	\$8,200	\$40,867
	David Garza	4	0	\$3,645	12	0	\$16,875	11	0	\$16,845	\$37,365
	Jerome Godinich	3	0	\$1,370	16	0	\$12,110	11	0	\$22,660	\$36,140
	Hans Nielsen	3	0	\$1,482	22	0	\$12,132	13	0	\$20,871	\$34,485
	Jeanie Ortiz	8	0	\$6,156	10	0	\$12,685	7	0	\$13,592	\$32,433
	Charles Brodsky	5	0	\$3,463	15	1	\$12,424	14	0	\$14,047	\$29,934
	Paria Rafiee	4	0	\$986	12	0	\$11,616	8	0	\$11,634	\$24,236
	Lisa Andrews	11	0	\$20,515	8	0	\$2,220	5	0	\$0	\$22,735
	Dionne Press	4	0	\$2,765	4	0	\$1,894	14	0	\$16,427	\$21,086
	Ted Doebbler	4	0	\$13,580	0	0	\$0	5	0	\$6,483	\$20,063
	Eileen Bogar	10	0	\$4,859	11	0	\$9,910	2	0	\$0	\$14,769
	Steven Greenlee	4	0	\$14,275	0	0	\$0	0	0	\$0	\$14,275
	Jill Lansden	1	0	\$520	4	0	\$4,775	5	0	\$7,229	\$12,524
	James Mount	16	0	\$3,009	16	0	\$3,840	19	0	\$4,351	\$11,200
	Lori Deangelo	3	0	\$660	7	0	\$2,179	11	0	\$7,870	\$10,709
	Bret Kisluk	12	0	\$990	15	0	\$2,075	26	0	\$4,295	\$7,360
	Jose Vela	1	0	\$482	0	0	\$0	3	0	\$6,512	\$6,994
	Riddhi Desai	0	0	\$0	1	0	\$1,040	7	0	\$4,718	\$5,758
	Daniel Werlinger	1	0	\$2,052	2	0	\$1,958	1	0	\$1,307	\$5,317
	Mark Lipkin	0	0	\$0	1	0	\$515	6	0	\$4,775	\$5,290
	Robert Scott	0	0	\$0	3	0	\$1,930	4	0	\$3,035	\$4,965
	Cheryl Brown	0	0	\$0	3	0	\$3,455	2	0	\$1,220	\$4,675
	Justin Keiter	0	0	\$0	2	0	\$3,150	1	0	\$460	\$3,610
	Equator Turner	0	0	\$0	0	0	\$0	3	0	\$3,222	\$3,222

Appendix D

State District Courts (Felony)	Attorney	FY 2020			FY 2021			FY 2022			3 Years Total Paid Amount
		No. of Cases	No. of Term Assignment Vouchers	Paid Amount	No. of Cases	No. of Term Assignment Vouchers	Paid Amount	No. of Cases	No. of Term Assignment Vouchers	Paid Amount	
351st District Court	Jerome Godinich	33	1	\$52,740	29	0	\$56,050	24	0	\$59,800	\$168,590
	James Reed	22	0	\$27,176	23	0	\$29,422	96	1	\$106,433	\$163,031
	James Stafford	1	0	\$75,000	2	0	\$44,796	1	0	\$28,645	\$148,441
	Thomas Dupont	31	1	\$62,052	53	1	\$49,501	13	0	\$13,358	\$124,911
	Jeanie Ortiz	19	1	\$17,545	28	0	\$22,031	28	0	\$66,253	\$105,829
	Feroz Merchant	22	0	\$40,353	15	1	\$12,497	37	0	\$37,125	\$89,975
	Markay Stroud	25	0	\$31,199	15	0	\$21,462	15	0	\$32,583	\$85,244
	Staci Biggar	11	0	\$25,202	19	0	\$26,321	9	0	\$14,330	\$65,853
	Daniel Werlinger	13	1	\$10,040	15	0	\$14,396	40	0	\$40,325	\$64,761
	Melissa Dickson	7	1	\$8,097	20	0	\$14,799	38	0	\$35,335	\$58,231
	Paria Rafiee	17	2	\$15,136	27	0	\$16,322	28	0	\$24,218	\$55,676
	Bryan Savoy	18	1	\$15,614	13	2	\$19,198	20	0	\$20,661	\$55,473
	Mario Madrid	4	0	\$1,736	2	0	\$2,455	8	0	\$42,741	\$46,932
	James Graves	22	1	\$14,068	5	1	\$6,765	11	2	\$19,145	\$39,978
	Jimmy Ortiz	4	0	\$3,085	5	0	\$16,820	6	0	\$18,898	\$38,803
	David Garza	16	0	\$16,825	17	0	\$16,935	2	0	\$2,225	\$35,985
	Mark Lipkin	16	0	\$17,691	9	0	\$11,226	3	1	\$6,850	\$35,767
	Steven Greenlee	17	1	\$16,570	11	0	\$8,750	3	0	\$8,530	\$33,850
	Cheryl Brown	1	0	\$467	12	0	\$11,737	20	2	\$17,817	\$30,021
	Riddhi Desai	3	1	\$3,380	19	0	\$16,834	6	0	\$5,818	\$26,032
	Kevin Stryker	7	1	\$5,672	14	0	\$9,276	9	0	\$9,889	\$24,837
	Jose Vela	8	0	\$4,252	9	0	\$5,959	13	0	\$14,546	\$24,757
	Jill Lansden	0	0	\$0	3	0	\$2,253	11	0	\$12,394	\$14,647
	Bret Kisluk	21	0	\$1,764	15	0	\$2,578	28	0	\$8,421	\$12,763
	Danny Easterling	0	0	\$0	6	0	\$4,585	4	0	\$7,368	\$11,953
	Todd Ward	6	0	\$9,779	1	0	\$1,510	0	0	\$0	\$11,289
	Patrick Ruzzo	0	0	\$0	1	1	\$1,088	7	1	\$9,395	\$10,483
	Kyle Sampson	0	1	\$440	6	0	\$4,521	4	2	\$4,691	\$9,652
	Equator Turner	0	1	\$360	4	0	\$1,465	3	2	\$7,797	\$9,622
	Dionne Press	0	0	\$0	1	0	\$982	9	1	\$7,888	\$8,870
	R. P. Cornelius	2	0	\$8,213	0	0	\$0	0	0	\$0	\$8,213
	Nathan Hennigan	0	0	\$0	1	0	\$1,410	4	0	\$5,157	\$6,567
	Robert Scott	0	0	\$0	2	0	\$255	5	0	\$6,310	\$6,565
	James Mount	7	0	\$1,305	7	0	\$1,790	19	0	\$3,333	\$6,428
	Cary Higginbotham	0	0	\$0	0	0	\$0	4	0	\$5,071	\$5,071
	Ted Doebbler	0	0	\$0	1	0	\$607	3	0	\$2,808	\$3,415
	Charles Brodsky	1	0	\$200	2	0	\$2,475	0	0	\$0	\$2,675
	Eileen Bogar	0	0	\$0	0	0	\$0	5	0	\$2,415	\$2,415
	Mary Conn	1	0	\$1,242	1	0	\$0	0	0	\$0	\$1,242
	Patricia Sedita	0	0	\$0	0	0	\$0	1	0	\$1,173	\$1,173
	Lori Deangelo	0	0	\$0	1	0	\$375	0	0	\$0	\$375
	Alex Nunnery	0	0	\$0	1	0	\$150	0	0	\$0	\$150

Appendix D

State District Courts (Felony)	Attorney	FY 2020			FY 2021			FY 2022			3 Years
		No. of Cases	No. of Term Assignment Vouchers	Paid Amount	No. of Cases	No. of Term Assignment Vouchers	Paid Amount	No. of Cases	No. of Term Assignment Vouchers	Paid Amount	Total Paid Amount
482nd District Court*	Thomas Dupont	N/A	N/A	N/A	0	0	\$0	14	0	\$32,327	\$32,327
	Patrick Ruzzo	N/A	N/A	N/A	0	0	\$0	21	5	\$26,745	\$26,745
	Cheryl Brown	N/A	N/A	N/A	0	0	\$0	15	0	\$26,539	\$26,539
	Jill Lansden	N/A	N/A	N/A	0	0	\$0	9	1	\$21,935	\$21,935
	Riddhi Desai	N/A	N/A	N/A	0	0	\$0	15	0	\$21,606	\$21,606
	Nathan Hennigan	N/A	N/A	N/A	0	0	\$0	19	0	\$19,085	\$19,085
	Ted Doeblbler	N/A	N/A	N/A	0	0	\$0	9	0	\$18,851	\$18,851
	Jerome Godinich	N/A	N/A	N/A	0	0	\$0	12	0	\$18,000	\$18,000
	Feroz Merchant	N/A	N/A	N/A	3	0	\$1,700	13	0	\$15,752	\$17,452
	Eileen Bogar	N/A	N/A	N/A	4	0	\$850	21	3	\$16,194	\$17,044
	Mark Lipkin	N/A	N/A	N/A	2	0	\$1,280	14	1	\$15,730	\$17,010
	Jimmy Ortiz	N/A	N/A	N/A	0	0	\$0	10	0	\$16,956	\$16,956
	Kyle Sampson	N/A	N/A	N/A	0	0	\$0	12	2	\$16,693	\$16,693
	Mary Conn	N/A	N/A	N/A	0	0	\$0	4	0	\$16,265	\$16,265
	Equator Turner	N/A	N/A	N/A	0	1	\$400	12	8	\$15,839	\$16,239
	Hans Nielsen	N/A	N/A	N/A	0	0	\$0	10	2	\$15,884	\$15,884
	Jeanie Ortiz	N/A	N/A	N/A	0	0	\$0	8	0	\$15,814	\$15,814
	Daniel Werlinger	N/A	N/A	N/A	0	0	\$0	16	3	\$15,660	\$15,660
	Melissa Dickson	N/A	N/A	N/A	1	0	\$1,755	22	1	\$13,828	\$15,583
	Paria Rafiee	N/A	N/A	N/A	1	0	\$585	10	1	\$13,723	\$14,308
	Cary Higginbotham	N/A	N/A	N/A	1	0	\$0	25	5	\$14,255	\$14,255
	David Garza	N/A	N/A	N/A	0	0	\$0	8	1	\$13,565	\$13,565
	Dionne Press	N/A	N/A	N/A	0	0	\$0	11	0	\$12,974	\$12,974
	Kevin Stryker	N/A	N/A	N/A	0	0	\$0	11	2	\$12,335	\$12,335
	James Graves	N/A	N/A	N/A	0	0	\$0	8	0	\$12,196	\$12,196
	Steven Greenlee	N/A	N/A	N/A	1	0	\$1,025	8	0	\$11,055	\$12,080
	Robert Scott	N/A	N/A	N/A	1	0	\$460	12	2	\$11,610	\$12,070
	Charles Brodsky	N/A	N/A	N/A	0	0	\$0	8	0	\$11,109	\$11,109
	Markay Stroud	N/A	N/A	N/A	1	0	\$1,485	5	0	\$9,130	\$10,615
	Justin Keiter	N/A	N/A	N/A	0	0	\$0	7	0	\$9,052	\$9,052
	James Reed	N/A	N/A	N/A	0	0	\$0	10	0	\$9,026	\$9,026
	Sylvia Escobedo	N/A	N/A	N/A	0	0	\$0	9	0	\$6,728	\$6,728
	Todd Ward	N/A	N/A	N/A	0	0	\$0	5	0	\$6,321	\$6,321
	Patricia Sedita	N/A	N/A	N/A	0	0	\$0	1	0	\$3,289	\$3,289
	James Mount	N/A	N/A	N/A	0	0	\$0	6	0	\$3,229	\$3,229
	Bret Kisluk	N/A	N/A	N/A	0	0	\$0	4	0	\$3,095	\$3,095
	Lori Deangelo	N/A	N/A	N/A	2	0	\$510	3	0	\$1,515	\$2,025
	Jose Vela	N/A	N/A	N/A	1	0	\$410	1	0	\$765	\$1,175
	Staci Biggar	N/A	N/A	N/A	0	0	\$0	1	0	\$75	\$75
	Mario Madrid	N/A	N/A	N/A	0	0	\$0	1	0	\$0	\$0

*Note: The 482nd District Court was established on Sept 1, 2021.

Appendix D

State District Courts	Attorney	FY 2020			FY 2021			FY 2022			3 Years
		No. of Cases	No. of Term Vouchers	Paid Amount	No. of Cases	No. of Term Vouchers	Paid Amount	No. of Cases	No. of Term Vouchers	Paid Amount	Total Paid Amount
245th District Court (Family)	Nora Morales	0	0	\$0	0	0	\$0	0	0	\$1,460	\$1,460
257th District Court (Family)	Nora Morales	0	0	\$0	0	0	\$0	0	0	\$1,935	\$1,935
313th District Court (Juvenile)	Hans Nielsen	19	0	\$23,333	9	0	\$19,528	12	0	\$22,662	\$65,522
	Mark Lipkin	6	0	\$7,375	0	0	\$0	0	0	\$0	\$7,375
	Sylvia Escobedo	1	0	\$675	0	0	\$0	1	0	\$2,065	\$2,740
	Nora Morales	2	0	\$800	0	0	\$0	6	0	\$925	\$1,725
314th District Court (Juvenile)	Hans Nielsen	48	0	\$35,950	8	0	\$20,685	23	0	\$39,269	\$95,904
	Mark Lipkin	5	0	\$5,730	0	0	\$0	0	0	\$0	\$5,730
	Sylvia Escobedo	0	0	\$0	0	0	\$0	1	0	\$1,855	\$1,855
315th District Court (Juvenile)	Hans Nielsen	24	0	\$27,150	14	0	\$34,760	13	0	\$29,294	\$91,204
	Sylvia Escobedo	2	0	\$1,575	1	0	\$2,290	3	0	\$9,315	\$13,180
	Mark Lipkin	17	0	\$9,185	0	0	\$0	0	0	\$0	\$9,185
Responsive Interventions for Change Docket (RIC)	Bret Kisluk	0	53	\$90,800	63	24	\$86,136	414	0	\$291,472	\$468,408
	James Mount	0	52	\$100,760	58	25	\$88,742	307	0	\$250,934	\$440,436
	Staci Biggar	0	53	\$94,600	70	25	\$71,501	84	0	\$37,501	\$203,602
	Justin Keiter	0	0	\$0	0	0	\$0	2	0	\$4,027	\$4,027
	Lori Deangelo	0	0	\$0	0	0	\$0	5	0	\$3,821	\$3,821
	Steven Greenlee	0	0	\$0	0	0	\$0	12	0	\$3,815	\$3,815
	Daniel Werlinger	0	0	\$0	0	0	\$0	3	0	\$3,408	\$3,408
	Kyle Sampson	0	0	\$0	0	0	\$0	5	0	\$3,115	\$3,115
	Markay Stroud	0	0	\$0	0	0	\$0	2	0	\$2,822	\$2,822
	David Garza	0	0	\$0	0	0	\$0	4	0	\$2,455	\$2,455
	Jill Lansden	0	0	\$0	0	0	\$0	3	0	\$2,234	\$2,234
	James Reed	0	0	\$0	0	0	\$0	4	0	\$2,166	\$2,166
	Jeanie Ortiz	0	0	\$0	0	0	\$0	3	0	\$1,980	\$1,980
	Ted Doeblbler	0	0	\$0	0	0	\$0	3	0	\$1,695	\$1,695
	Mark Lipkin	0	0	\$0	2	0	\$642	3	0	\$1,005	\$1,647
	Paria Rafiee	0	0	\$0	0	0	\$0	3	0	\$1,437	\$1,437
	James Graves	0	0	\$0	0	0	\$0	4	0	\$1,321	\$1,321
	Cheryl Brown	0	0	\$0	0	0	\$0	2	0	\$1,230	\$1,230
	Dionne Press	0	0	\$0	0	0	\$0	4	0	\$1,218	\$1,218
	Eileen Bogar	0	0	\$0	0	0	\$0	3	0	\$1,070	\$1,070
	Kevin Stryker	0	0	\$0	0	0	\$0	2	0	\$995	\$995
	Jerome Godinich	0	0	\$0	0	0	\$0	2	0	\$775	\$775
	Robert Scott	0	0	\$0	0	0	\$0	1	0	\$620	\$620
	Melissa Dickson	0	0	\$0	1	0	\$230	0	0	\$0	\$230
	Todd Ward	0	0	\$0	0	0	\$0	1	0	\$185	\$185

Appendix D

Harris County Criminal Courts (Misdemeanor)	Attorney	FY 2020			FY 2021			FY 2022			3 Years Total Paid Amount
		No. of Cases	No. of Term Assignment Vouchers	Paid Amount	No. of Cases	No. of Term Assignment Vouchers	Paid Amount	No. of Cases	No. of Term Assignment Vouchers	Paid Amount	
Harris County Criminal Court No. 1	Jeanie Ortiz	62	14	\$24,572	88	11	\$39,310	67	0	\$31,700	\$95,582
	Staci Biggar	0	0	\$0	11	12	\$15,300	49	0	\$36,690	\$51,990
	Jose Vela	31	0	\$10,236	18	0	\$14,970	7	0	\$3,390	\$28,596
	Nora Morales	0	0	\$0	0	0	\$0	0	6	\$6,650	\$6,650
	Hans Nielsen	0	0	\$0	0	2	\$500	2	0	\$1,600	\$2,100
	James Mount	0	0	\$0	0	0	\$0	2	0	\$960	\$960
	Dionne Press	0	1	\$250	2	0	\$580	0	0	\$0	\$830
	Cheryl Brown	1	0	\$428	1	0	\$120	0	0	\$0	\$548
	Melissa Dickson	0	0	\$0	0	0	\$0	1	0	\$450	\$450
	Kevin Stryker	0	0	\$0	0	0	\$0	0	1	\$250	\$250
	Cary Higginbotham	0	0	\$0	0	0	\$0	1	0	\$50	\$50
Harris County Criminal Court No. 2	Nora Morales	18	0	\$10,857	0	0	\$0	3	6	\$8,910	\$19,767
	Jill Lansden	11	1	\$6,446	3	0	\$1,935	0	0	\$0	\$8,381
	Cary Higginbotham	10	0	\$1,133	4	0	\$1,030	0	0	\$0	\$2,163
	Kyle Sampson	0	0	\$0	0	0	\$0	2	1	\$750	\$750
	Equator Turner	1	1	\$300	2	0	\$300	0	0	\$0	\$600
Harris County Criminal Court No. 3	Nora Morales	71	23	\$50,813	373	53	\$234,554	253	37	\$197,271	\$482,638
	Staci Biggar	0	24	\$15,750	25	3	\$11,583	57	9	\$42,816	\$70,149
	Melissa Dickson	6	0	\$813	15	35	\$23,730	49	0	\$21,738	\$46,281
	James Mount	14	15	\$12,518	9	0	\$4,850	6	0	\$3,950	\$21,318
	Dionne Press	1	0	\$660	0	0	\$0	0	0	\$0	\$660
	Kyle Sampson	0	0	\$0	0	0	\$0	0	1	\$250	\$250
Harris County Criminal Court No. 4	Equator Turner	5	19	\$8,550	8	0	\$600	0	0	\$0	\$9,150
	Nora Morales	0	0	\$0	0	0	\$0	0	4	\$5,125	\$5,125
	Jeanie Ortiz	9	0	\$2,650	3	0	\$750	3	0	\$1,700	\$5,100
	Melissa Dickson	0	0	\$0	0	0	\$0	1	0	\$250	\$250
Harris County Criminal Court No. 5	Paria Rafiee	50	51	\$62,707	128	50	\$60,010	74	44	\$63,880	\$186,597
	Cheryl Brown	112	54	\$78,706	136	57	\$54,670	99	20	\$32,460	\$165,836
	Charles Brodsky	0	22	\$5,750	82	22	\$17,950	31	4	\$7,550	\$31,250
	Dionne Press	59	0	\$11,696	9	0	\$4,220	12	8	\$10,550	\$26,466
	Jeanie Ortiz	4	0	\$1,550	3	0	\$590	9	0	\$2,950	\$5,090
	Riddhi Desai	0	0	\$0	2	0	\$400	1	0	\$150	\$550
	Staci Biggar	0	0	\$0	0	0	\$0	2	0	\$0	\$0
Harris County Criminal Court No. 6	Jose Vela	10	40	\$46,132	92	12	\$34,980	90	0	\$48,390	\$129,502
	Dionne Press	11	50	\$30,630	42	18	\$23,050	67	0	\$22,400	\$76,080
	Charles Brodsky	27	0	\$4,309	29	0	\$6,154	1	8	\$6,760	\$17,223
	Nora Morales	1	0	\$312	0	0	\$0	6	0	\$3,510	\$3,822
	Jeanie Ortiz	1	0	\$558	4	0	\$1,510	1	0	\$150	\$2,218
	James Reed	9	0	\$1,200	8	0	\$950	0	0	\$0	\$2,150
	Equator Turner	9	0	\$650	0	0	\$0	0	0	\$0	\$650
Harris County Criminal Court No. 7	Jose Vela	0	0	\$0	0	13	\$18,000	59	26	\$45,388	\$63,388
	Charles Brodsky	23	55	\$22,548	95	0	\$15,669	6	29	\$13,547	\$51,764
	Jeanie Ortiz	0	12	\$7,000	81	13	\$26,700	31	0	\$10,689	\$44,389
	Staci Biggar	2	0	\$712	2	0	\$215	0	0	\$0	\$927
	Nora Morales	0	0	\$0	2	0	\$535	0	0	\$0	\$535
	Cary Higginbotham	1	0	\$50	0	0	\$0	0	0	\$0	\$50

Appendix D

Harris County Criminal Courts (Misdemeanor)	Attorney	FY 2020			FY 2021			FY 2022			3 Years
		No. of Cases	No. of Term Assignment Vouchers	Paid Amount	No. of Cases	No. of Term Assignment Vouchers	Paid Amount	No. of Cases	No. of Term Assignment Vouchers	Paid Amount	Total Paid Amount
Harris County Criminal Court No. 8	Nora Morales	70	56	\$63,260	80	0	\$50,240	14	0	\$8,600	\$122,100
	Charles Brodsky	0	0	\$0	12	13	\$16,560	41	6	\$9,870	\$26,430
	Kevin Stryker	0	0	\$0	6	12	\$7,200	32	2	\$12,870	\$20,070
	Jill Lansden	0	0	\$0	1	23	\$6,710	20	24	\$12,870	\$19,580
	Cheryl Brown	1	0	\$100	0	0	\$0	0	0	\$0	\$100
Harris County Criminal Court No. 9	Jose Vela	2	0	\$800	8	25	\$36,090	142	2	\$86,949	\$123,839
	Jeanie Ortiz	10	27	\$17,570	46	0	\$19,930	13	0	\$4,860	\$42,360
	Charles Brodsky	4	0	\$1,360	0	9	\$7,750	49	6	\$16,200	\$25,310
	Dionne Press	35	10	\$13,228	15	0	\$5,540	3	0	\$1,460	\$20,228
	Riddhi Desai	0	0	\$0	0	0	\$0	10	9	\$10,660	\$10,660
	James Reed	0	0	\$0	0	0	\$0	0	5	\$6,700	\$6,700
	Staci Biggar	0	0	\$0	1	0	\$390	0	0	\$0	\$390
Harris County Criminal Court No. 10	Riddhi Desai	38	37	\$46,630	90	20	\$49,604	125	31	\$58,594	\$154,828
	Nora Morales	65	0	\$21,285	2	0	\$1,270	0	0	\$0	\$22,555
	Jill Lansden	11	0	\$4,025	0	0	\$0	0	0	\$0	\$4,025
	Paria Rafiee	6	0	\$1,405	1	0	\$190	0	0	\$0	\$1,595
	James Reed	0	0	\$0	0	0	\$0	0	2	\$1,550	\$1,550
	Jose Vela	0	0	\$0	0	0	\$0	0	3	\$1,200	\$1,200
	Jeanie Ortiz	0	0	\$0	0	0	\$0	3	0	\$600	\$600
	Cheryl Brown	3	0	\$150	0	0	\$0	0	0	\$0	\$150
	Justin Keiter	0	0	\$0	0	0	\$0	1	0	\$0	\$0
Harris County Criminal Court No. 11	James Reed	3	55	\$54,700	12	49	\$50,150	73	38	\$39,978	\$144,828
	Dionne Press	0	0	\$0	3	37	\$35,470	106	15	\$45,513	\$80,983
	Jill Lansden	63	13	\$28,027	46	0	\$29,867	9	0	\$16,836	\$74,730
	Jose Vela	2	0	\$1,173	2	0	\$4,080	0	2	\$1,575	\$6,828
	Riddhi Desai	0	0	\$0	0	0	\$0	5	5	\$3,300	\$3,300
	Jeanie Ortiz	1	0	\$790	1	0	\$180	0	0	\$0	\$970
	Staci Biggar	0	0	\$0	0	0	\$0	1	0	\$304	\$304
	Charles Brodsky	1	0	\$100	0	0	\$0	0	0	\$0	\$100
Harris County Criminal Court No. 12	Kevin Stryker	0	0	\$0	0	0	\$0	33	13	\$18,990	\$18,990
	Riddhi Desai	0	0	\$0	0	0	\$0	2	9	\$6,170	\$6,170
	James Reed	16	0	\$1,950	21	0	\$2,300	0	1	\$1,300	\$5,550
	Nora Morales	1	0	\$450	0	0	\$0	0	0	\$0	\$450
	Jose Vela	0	0	\$0	0	0	\$0	0	1	\$300	\$300
	Staci Biggar	0	0	\$0	0	0	\$0	1	0	\$230	\$230

Appendix D

Harris County Criminal Courts (Misdemeanor)	Attorney	FY 2020			FY 2021			FY 2022			3 Years
		No. of Cases	No. of Term Assignment Vouchers	Paid Amount	No. of Cases	No. of Term Assignment Vouchers	Paid Amount	No. of Cases	No. of Term Assignment Vouchers	Paid Amount	Total Paid Amount
Harris County Criminal Court No. 13	Jose Vela	7	14	\$16,188	30	0	\$9,250	12	0	\$9,240	\$34,678
	Equator Turner	21	0	\$3,290	0	0	\$0	21	24	\$24,910	\$28,200
	Kevin Stryker	0	0	\$0	0	0	\$0	8	7	\$5,760	\$5,760
	Staci Biggar	0	0	\$0	0	0	\$0	0	1	\$750	\$750
	Charles Brodsky	2	0	\$615	0	0	\$0	0	0	\$0	\$615
	Melissa Dickson	0	0	\$0	0	0	\$0	1	0	\$150	\$150
Harris County Criminal Court No. 14	James Mount	113	0	\$44,605	71	72	\$69,240	152	0	\$95,802	\$209,647
	Jeanie Ortiz	0	0	\$0	16	23	\$23,480	190	23	\$119,060	\$142,540
	Equator Turner	5	27	\$18,000	1	51	\$52,190	73	0	\$12,950	\$83,140
	Kevin Stryker	0	0	\$0	0	0	\$0	7	7	\$5,450	\$5,450
	Staci Biggar	0	0	\$0	0	0	\$0	0	1	\$500	\$500
Harris County Criminal Court No. 15	Kevin Stryker	0	1	\$250	53	13	\$29,025	46	5	\$27,140	\$56,415
	Dionne Press	87	2	\$21,292	9	0	\$4,640	1	0	\$380	\$26,312
	Melissa Dickson	44	1	\$10,482	8	0	\$720	0	0	\$0	\$11,202
	Jeanie Ortiz	31	0	\$4,912	10	0	\$3,560	6	0	\$970	\$9,442
	Equator Turner	74	0	\$8,390	3	0	\$150	1	0	\$150	\$8,690
	James Reed	1	0	\$50	30	0	\$4,200	0	0	\$0	\$4,250
	Cary Higginbotham	33	0	\$3,763	4	0	\$250	0	0	\$0	\$4,013
	Staci Biggar	0	0	\$0	0	0	\$0	0	3	\$1,400	\$1,400
	Charles Brodsky	0	1	\$250	0	0	\$0	0	0	\$0	\$250
Harris County Criminal Court No. 16	Staci Biggar	117	0	\$44,737	14	0	\$6,350	1	0	\$450	\$51,537
	Melissa Dickson	0	0	\$0	0	5	\$4,250	31	0	\$13,330	\$17,580
	Kevin Stryker	0	0	\$0	0	0	\$0	1	7	\$2,160	\$2,160

Appendix E

The table below presents the caseload assigned to PDO from each court for fiscal years 2020, 2021, and 2022. Capital cases are not represented by PDO.

	Court	FY 2020	FY 2021	FY 2022
		No. of Cases	No. of Cases	No. of Cases
Public Defender's Office	174th District Court	47	56	75
	176th District Court	20	35	122
	177th District Court	21	83	255
	178th District Court	125	222	329
	179th District Court	37	90	346
	180th District Court	57	67	253
	182nd District Court	170	334	378
	183rd District Court	70	209	334
	184th District Court	112	204	249
	185th District Court	85	99	208
	208th District Court	76	194	285
	209th District Court	203	230	186
	228th District Court	43	125	212
	230th District Court	64	44	176
	232nd District Court	51	89	261
	248th District Court	67	229	297
	262nd District Court	22	60	114
	263rd District Court	11	92	208
	313th District Court (Juvenile)	149	134	165
	314th District Court (Juvenile)	162	184	207
	315th District Court (Juvenile)	255	339	316
	337th District Court	257	315	354
	338th District Court	112	95	131
	339th District Court	236	256	467
	351st District Court	79	109	288
	482nd District Court*	N/A	17	231
	County Criminal Court No. 1	185	155	335
	County Criminal Court No. 2	139	190	259
	County Criminal Court No. 3	103	210	306
	County Criminal Court No. 4	99	159	257
	County Criminal Court No. 5	127	320	470
	County Criminal Court No. 6	171	212	563
	County Criminal Court No. 7	99	274	341
	County Criminal Court No. 8	103	175	325
	County Criminal Court No. 9	215	288	310
	County Criminal Court No. 10	134	294	272
	County Criminal Court No. 11	102	182	313
	County Criminal Court No. 12	198	208	309
	County Criminal Court No. 13	100	213	240
	County Criminal Court No. 14	180	193	304
	County Criminal Court No. 15	108	235	329
	County Criminal Court No. 16	187	215	339
	Reintegration Court (RIC)	246	146	210
Total		5,027	7,580	11,929

Appendix F

As an extension of **Figure 6**, the tables below present the caseloads and amounts assigned to the top 50 highest paid court-appointed attorney fees for fiscal years 2020, 2021, and 2022. If a case was transferred from one court to another, then the case is counted in both courts; however, the paid amounts are applied to the respective court.

*The 482nd District Court was established on September 1, 2021; as a result, there is no data available prior to that period.

Attorney	Court	FY 2020			FY 2021			FY 2022			3 Years
		No. of Cases	No. of Term Vouchers	Paid Amount	No. of Cases	No. of Term Vouchers	Paid Amount	No. of Cases	No. of Term Vouchers	Paid Amount	Total Paid Amount
Jimmy Ortiz	263rd District Court	53	0	\$84,820	48	0	\$121,327	50	0	\$131,773	\$337,920
	183rd District Court	24	0	\$206,492	23	0	\$61,141	28	0	\$45,766	\$313,399
	174th District Court	27	0	\$49,956	33	0	\$78,621	40	0	\$120,471	\$249,048
	262nd District Court	27	0	\$40,831	53	0	\$114,723	27	0	\$50,915	\$206,469
	228th District Court	29	0	\$91,717	13	0	\$60,661	0	0	\$0	\$152,378
	179th District Court	15	0	\$78,844	15	0	\$47,272	21	0	\$19,696	\$145,812
	185th District Court	24	0	\$20,887	22	0	\$57,446	19	0	\$44,482	\$122,815
	178th District Court	12	0	\$21,155	19	0	\$34,735	27	0	\$46,329	\$102,219
	209th District Court	7	0	\$20,805	5	0	\$9,629	14	0	\$49,375	\$79,809
	180th District Court	24	0	\$20,351	9	0	\$13,066	20	0	\$33,380	\$66,797
	339th District Court	3	0	\$2,482	12	0	\$49,474	9	0	\$10,230	\$62,186
	184th District Court	5	0	\$10,014	7	0	\$36,356	7	0	\$11,400	\$57,770
	338th District Court	5	0	\$34,673	9	0	\$13,491	10	0	\$5,525	\$53,689
	248th District Court	2	0	\$4,123	8	0	\$23,210	8	0	\$22,248	\$49,581
	232nd District Court	8	0	\$3,625	4	0	\$16,244	6	0	\$27,426	\$47,295
	182nd District Court	4	0	\$6,043	10	0	\$17,271	9	0	\$23,791	\$47,105
	337th District Court	7	0	\$33,299	1	0	\$4,941	2	0	\$6,865	\$45,105
	351st District Court	4	0	\$3,085	5	0	\$16,820	6	0	\$18,898	\$38,803
	176th District Court	11	0	\$15,987	10	0	\$16,082	5	0	\$6,388	\$38,457
	208th District Court	2	0	\$3,693	4	0	\$8,945	10	0	\$23,392	\$36,030
	177th District Court	0	0	\$0	2	0	\$1,043	11	0	\$19,214	\$20,257
	230th District Court	1	0	\$0	5	0	\$3,689	9	0	\$13,925	\$17,614
	482nd District Court*	N/A	N/A	N/A	0	0	\$0	10	0	\$16,956	\$16,956
	Total	294	0	\$752,882	317	0	\$806,187	348	0	\$748,445	\$2,307,514

Appendix F

Attorney	Court	FY 2020			FY 2021			FY 2022			3 Years
		No. of Cases	No. of Term Vouchers	Paid Amount	No. of Cases	No. of Term Vouchers	Paid Amount	No. of Cases	No. of Term Vouchers	Paid Amount	Total Paid Amount
Jeanie Ortiz	174th District Court	38	5	\$33,177	50	4	\$68,672	66	3	\$101,678	\$203,527
	263rd District Court	19	0	\$27,923	58	1	\$55,026	33	0	\$69,531	\$152,480
	338th District Court	46	1	\$35,638	32	4	\$32,054	69	1	\$79,440	\$147,132
	HCCL No. 14	0	0	\$0	16	23	\$23,480	190	23	\$119,060	\$142,540
	262nd District Court	26	2	\$18,390	37	2	\$36,741	83	0	\$84,279	\$139,410
	185th District Court	24	5	\$40,136	21	0	\$14,210	42	0	\$81,689	\$136,035
	230th District Court	15	3	\$10,963	30	6	\$30,700	56	4	\$85,494	\$127,157
	248th District Court	22	2	\$17,802	20	1	\$24,646	22	1	\$66,638	\$109,086
	351st District Court	19	1	\$17,545	28	0	\$22,031	28	0	\$66,253	\$105,829
	HCCL No. 1	62	14	\$24,572	88	11	\$39,310	67	0	\$31,700	\$95,582
	179th District Court	15	0	\$15,180	18	0	\$23,898	19	0	\$35,350	\$74,428
	183rd District Court	8	0	\$5,773	21	0	\$27,679	14	0	\$23,006	\$56,458
	337th District Court	7	0	\$17,799	1	0	\$967	34	3	\$33,793	\$52,559
	184th District Court	17	2	\$22,490	15	1	\$18,121	11	0	\$8,245	\$48,856
	HCCL No. 7	0	12	\$7,000	81	13	\$26,700	31	0	\$10,689	\$44,389
	HCCL No. 9	10	27	\$17,570	46	0	\$19,930	13	0	\$4,860	\$42,360
	180th District Court	3	0	\$2,079	6	0	\$3,237	17	0	\$29,883	\$35,199
	178th District Court	3	0	\$1,482	12	0	\$5,415	23	0	\$27,535	\$34,432
	339th District Court	8	0	\$6,156	10	0	\$12,685	7	0	\$13,592	\$32,433
	176th District Court	0	0	\$0	2	0	\$17,763	0	0	\$0	\$17,763
	232nd District Court	10	0	\$7,501	3	0	\$8,845	0	0	\$0	\$16,346
	482nd District Court*	N/A	N/A	N/A	0	0	\$0	8	0	\$15,814	\$15,814
	HCCL No. 15	31	0	\$4,912	10	0	\$3,560	6	0	\$970	\$9,442
	209th District Court	1	0	\$2,265	0	0	\$0	4	0	\$6,498	\$8,763
	228th District Court	3	0	\$8,654	0	0	\$0	5	0	\$0	\$8,654
	HCCL No. 4	9	0	\$2,650	3	0	\$750	3	0	\$1,700	\$5,100
	HCCL No. 5	4	0	\$1,550	3	0	\$590	9	0	\$2,950	\$5,090
	182nd District Court	2	0	\$1,142	1	0	\$920	2	0	\$2,631	\$4,693
	208th District Court	2	0	\$322	1	0	\$2,840	1	0	\$0	\$3,162
	HCCL No. 6	1	0	\$558	4	0	\$1,510	1	0	\$150	\$2,218
	RIC	0	0	\$0	0	0	\$0	3	0	\$1,980	\$1,980
	HCCL No. 11	1	0	\$790	1	0	\$180	0	0	\$0	\$970
	HCCL No. 10	0	0	\$0	0	0	\$0	3	0	\$600	\$600
	177th District Court	0	0	\$0	0	0	\$0	2	0	\$0	\$0
	Total	406	74	\$352,019	618	66	\$522,460	872	35	\$1,006,008	\$1,880,487

Appendix F

Attorney	Court	FY 2020			FY 2021			FY 2022			3 Years
		No. of Cases	No. of Term Vouchers	Paid Amount	No. of Cases	No. of Term Vouchers	Paid Amount	No. of Cases	No. of Term Vouchers	Paid Amount	
Jerome Godinich	263rd District Court	145	0	\$279,790	230	0	\$252,060	108	0	\$198,260	\$730,110
	351st District Court	33	1	\$52,740	29	0	\$56,050	24	0	\$59,800	\$168,590
	338th District Court	30	0	\$66,560	29	3	\$22,435	58	3	\$52,735	\$141,730
	230th District Court	14	0	\$24,995	39	0	\$40,210	15	0	\$41,055	\$106,260
	262nd District Court	25	0	\$19,310	28	1	\$25,700	27	0	\$39,885	\$84,895
	184th District Court	16	0	\$24,360	6	0	\$21,080	9	0	\$9,630	\$55,070
	232nd District Court	16	0	\$19,520	11	0	\$23,070	7	0	\$7,615	\$50,205
	185th District Court	8	0	\$3,835	11	0	\$9,815	27	0	\$31,560	\$45,210
	339th District Court	3	0	\$1,370	16	0	\$12,110	11	0	\$22,660	\$36,140
	183rd District Court	2	0	\$155	15	0	\$15,325	11	0	\$18,235	\$33,715
	248th District Court	6	0	\$4,430	11	0	\$13,520	6	0	\$13,930	\$31,880
	174th District Court	2	0	\$7,125	3	1	\$8,500	15	1	\$8,075	\$23,700
	208th District Court	2	0	\$6,750	2	0	\$8,425	3	0	\$7,320	\$22,495
	209th District Court	3	0	\$2,435	5	0	\$6,370	8	0	\$12,310	\$21,115
	228th District Court	1	0	\$6,480	1	0	\$840	6	0	\$12,495	\$19,815
	482nd District Court*	N/A	N/A	N/A	0	0	\$0	12	0	\$18,000	\$18,000
	182nd District Court	1	0	\$16,050	2	0	\$375	1	0	\$1,200	\$17,625
	177th District Court	0	0	\$0	0	0	\$0	21	0	\$16,655	\$16,655
	337th District Court	1	0	\$820	2	0	\$4,655	5	0	\$8,830	\$14,305
	180th District Court	0	0	\$0	0	0	\$0	4	0	\$2,885	\$2,885
	178th District Court	1	0	\$1,125	0	0	\$0	3	0	\$1,565	\$2,690
	179th District Court	1	0	\$1,500	1	0	\$190	1	0	\$475	\$2,165
	RIC	0	0	\$0	0	0	\$0	2	0	\$775	\$775
	176th District Court	1	0	\$0	1	0	\$310	0	0	\$0	\$310
	Total	311	1	\$539,350	442	5	\$521,040	384	4	\$585,950	\$1,646,340
Thomas Dupont	184th District Court	114	10	\$159,111	63	6	\$118,461	41	0	\$84,768	\$362,340
	174th District Court	28	2	\$31,676	62	6	\$91,856	62	1	\$111,490	\$235,022
	185th District Court	27	8	\$48,614	34	3	\$49,296	55	1	\$108,279	\$206,189
	338th District Court	35	2	\$53,087	27	7	\$25,438	56	0	\$65,640	\$144,165
	351st District Court	31	1	\$62,052	53	1	\$49,501	13	0	\$13,358	\$124,911
	176th District Court	4	0	\$8,376	45	5	\$41,804	48	0	\$73,665	\$123,845
	230th District Court	12	3	\$21,696	13	10	\$33,416	21	0	\$26,164	\$81,276
	339th District Court	11	0	\$12,438	16	0	\$24,177	34	0	\$34,684	\$71,299
	337th District Court	2	0	\$4,719	2	7	\$4,808	36	1	\$47,483	\$57,010
	183rd District Court	11	0	\$16,293	7	0	\$18,369	3	0	\$3,311	\$37,973
	180th District Court	8	0	\$10,416	9	0	\$19,697	5	0	\$7,572	\$37,685
	482nd District Court*	N/A	N/A	N/A	0	0	\$0	14	0	\$32,327	\$32,327
	179th District Court	5	0	\$6,182	8	0	\$9,426	8	0	\$15,677	\$31,285
	232nd District Court	7	0	\$20,223	2	1	\$1,654	2	1	\$2,513	\$24,390
	177th District Court	4	1	\$5,390	4	0	\$8,531	1	0	\$4,491	\$18,412
	209th District Court	3	0	\$9,614	0	0	\$0	4	0	\$8,241	\$17,855
	178th District Court	3	0	\$2,770	3	0	\$11,960	1	0	\$1,575	\$16,305
	208th District Court	3	0	\$5,104	1	0	\$1,468	0	0	\$0	\$6,572
	248th District Court	0	0	\$0	2	0	\$4,370	1	0	\$1,623	\$5,993
	228th District Court	0	0	\$0	6	0	\$5,457	0	0	\$0	\$5,457
	262nd District Court	2	0	\$2,247	1	0	\$2,446	0	0	\$0	\$4,693
	Total	310	27	\$480,008	358	46	\$522,135	405	4	\$642,861	\$1,645,004

Appendix F

Attorney	Court	FY 2020			FY 2021			FY 2022			3 Years
		No. of Cases	No. of Term Vouchers	Paid Amount	No. of Cases	No. of Term Vouchers	Paid Amount	No. of Cases	No. of Term Vouchers	Paid Amount	Total Paid Amount
Riddhi Desai	178th District Court	59	0	\$56,255	204	0	\$140,526	67	0	\$64,807	\$261,588
	176th District Court	30	0	\$29,271	75	3	\$77,496	164	2	\$117,747	\$224,514
	HCCL No. 10	38	37	\$46,630	90	20	\$49,604	125	31	\$58,594	\$154,828
	338th District Court	22	0	\$16,625	51	1	\$28,786	108	1	\$64,871	\$110,282
	177th District Court	62	4	\$56,630	8	1	\$13,346	43	1	\$34,180	\$104,156
	230th District Court	16	4	\$14,441	17	3	\$15,504	43	3	\$37,805	\$67,750
	174th District Court	9	1	\$10,307	11	3	\$15,989	51	1	\$32,059	\$58,355
	248th District Court	9	1	\$9,525	15	2	\$14,466	28	1	\$25,401	\$49,392
	179th District Court	22	0	\$20,461	9	0	\$7,212	9	0	\$11,448	\$39,121
	180th District Court	7	0	\$7,045	8	0	\$13,558	12	0	\$17,657	\$38,260
	209th District Court	2	0	\$2,691	5	0	\$1,855	31	0	\$28,560	\$33,106
	262nd District Court	4	0	\$5,024	13	0	\$14,327	11	0	\$8,802	\$28,153
	351st District Court	3	1	\$3,380	19	0	\$16,834	6	0	\$5,818	\$26,032
	482nd District Court*	N/A	N/A	N/A	0	0	\$0	15	0	\$21,606	\$21,606
	183rd District Court	0	0	\$0	4	0	\$3,724	17	0	\$16,859	\$20,583
	337th District Court	8	0	\$7,576	10	0	\$10,188	0	0	\$0	\$17,764
	185th District Court	1	0	\$400	3	0	\$2,958	9	1	\$7,326	\$10,684
	HCCL No. 9	0	0	\$0	0	0	\$0	10	9	\$10,660	\$10,660
	263rd District Court	0	0	\$0	2	0	\$2,318	7	0	\$7,717	\$10,035
	232nd District Court	0	0	\$0	6	0	\$7,874	0	0	\$0	\$7,874
	HCCL No. 12	0	0	\$0	0	0	\$0	2	9	\$6,170	\$6,170
	339th District Court	0	0	\$0	1	0	\$1,040	7	0	\$4,718	\$5,758
	HCCL No. 11	0	0	\$0	0	0	\$0	5	5	\$3,300	\$3,300
	184th District Court	0	0	\$0	1	0	\$3,019	0	0	\$0	\$3,019
	182nd District Court	1	0	\$750	0	0	\$0	0	0	\$0	\$750
	208th District Court	0	0	\$0	0	0	\$0	1	0	\$714	\$714
	HCCL No. 5	0	0	\$0	2	0	\$400	1	0	\$150	\$550
	Total	293	48	\$287,011	554	33	\$441,024	772	64	\$586,969	\$1,315,004
Paria Rafiee	HCCL No. 5	50	51	\$62,707	128	50	\$60,010	74	44	\$63,880	\$186,597
	209th District Court	12	0	\$6,342	38	0	\$52,172	30	0	\$40,776	\$99,290
	179th District Court	4	0	\$4,535	26	0	\$14,349	58	0	\$68,741	\$87,625
	183rd District Court	23	0	\$18,120	43	0	\$32,349	24	0	\$24,658	\$75,127
	232nd District Court	17	3	\$11,005	33	2	\$26,428	19	2	\$28,512	\$65,945
	351st District Court	17	2	\$15,136	27	0	\$16,322	27	0	\$24,218	\$55,676
	228th District Court	8	0	\$13,116	19	0	\$18,886	26	0	\$22,288	\$54,290
	230th District Court	18	2	\$34,470	18	0	\$11,323	7	0	\$6,136	\$51,929
	262nd District Court	8	0	\$11,174	9	0	\$13,300	10	0	\$16,568	\$41,042
	176th District Court	6	0	\$4,351	23	0	\$26,206	5	0	\$9,102	\$39,659
	180th District Court	4	0	\$5,478	13	0	\$16,299	8	0	\$16,961	\$38,738
	185th District Court	11	0	\$12,134	14	0	\$11,279	10	0	\$14,791	\$38,204
	248th District Court	5	1	\$4,176	12	0	\$14,059	13	0	\$19,760	\$37,995
	263rd District Court	5	0	\$7,422	15	0	\$14,789	6	0	\$5,783	\$27,994
	339th District Court	4	0	\$986	12	0	\$11,616	8	0	\$11,634	\$24,236
	184th District Court	16	0	\$17,071	2	0	\$1,192	1	0	\$2,794	\$21,057
	208th District Court	0	0	\$0	4	0	\$5,257	15	0	\$15,682	\$20,939
	482nd District Court*	N/A	N/A	N/A	1	0	\$585	10	1	\$13,723	\$14,308
	338th District Court	5	0	\$9,656	2	0	\$1,640	0	0	\$0	\$11,296
	178th District Court	1	0	\$531	3	0	\$4,323	3	0	\$3,977	\$8,831
	174th District Court	7	0	\$5,430	1	0	\$1,096	0	0	\$0	\$6,526
	337th District Court	1	0	\$1,312	0	0	\$0	12	2	\$4,884	\$6,196
	177th District Court	8	1	\$4,687	2	0	\$0	0	0	\$0	\$4,687
	HCCL No. 10	6	0	\$1,405	1	0	\$190	0	0	\$0	\$1,595
	RIC	0	0	\$0	0	0	\$0	3	0	\$1,437	\$1,437
	Total	236	60	\$251,244	446	52	\$353,670	369	49	\$416,305	\$1,021,219

Appendix F

Attorney	Court	FY 2020			FY 2021			FY 2022			3 Years
		No. of Cases	No. of Term Vouchers	Paid Amount	No. of Cases	No. of Term Vouchers	Paid Amount	No. of Cases	No. of Term Vouchers	Paid Amount	Total Paid Amount
Alex Nunnery	177th District Court	8	0	\$175,000	7	0	\$175,000	1	0	\$3,455	\$353,455
	338th District Court	2	0	\$79,990	3	0	\$150,000	2	0	\$0	\$229,990
	228th District Court	8	0	\$84,455	3	0	\$20,065	7	0	\$78,648	\$183,168
	178th District Court	0	0	\$0	0	0	\$0	1	0	\$104,025	\$104,025
	339th District Court	1	0	\$72,200	0	0	\$0	1	0	\$0	\$72,200
	182nd District Court	4	0	\$3,860	1	0	\$14,283	1	0	\$3,225	\$21,368
	232nd District Court	9	0	\$7,695	0	0	\$0	2	0	\$12,825	\$20,520
	185th District Court	0	0	\$0	1	0	\$0	4	0	\$16,621	\$16,621
	174th District Court	7	0	\$9,000	6	0	\$0	2	0	\$0	\$9,000
	184th District Court	4	0	\$4,860	0	0	\$0	0	0	\$0	\$4,860
	230th District Court	3	0	\$2,875	1	0	\$0	1	0	\$0	\$2,875
	179th District Court	0	0	\$0	2	0	\$1,985	0	0	\$0	\$1,985
	337th District Court	0	0	\$0	1	0	\$680	0	0	\$0	\$680
	351st District Court	0	0	\$0	1	0	\$150	0	0	\$0	\$150
	176th District Court	1	0	\$0	1	0	\$0	1	0	\$0	\$0
	180th District Court	1	0	\$0	1	0	\$0	1	0	\$0	\$0
	183rd District Court	0	0	\$0	0	0	\$0	2	0	\$0	\$0
	Total	48	0	\$439,935	28	0	\$362,163	26	0	\$218,799	\$1,020,897
Hans Nielsen	314th District Court	48	0	\$35,950	8	0	\$20,685	23	0	\$39,269	\$95,904
	315th District Court	24	0	\$27,150	14	0	\$34,760	13	0	\$29,294	\$91,204
	180th District Court	10	0	\$12,193	11	0	\$29,691	32	0	\$30,236	\$72,120
	248th District Court	20	1	\$29,115	11	0	\$21,742	19	1	\$20,661	\$71,518
	313th District Court	19	0	\$23,333	9	0	\$19,528	12	0	\$22,662	\$65,522
	338th District Court	28	2	\$30,064	16	1	\$9,646	31	1	\$21,081	\$60,791
	262nd District Court	10	2	\$18,233	20	1	\$28,387	26	0	\$12,245	\$58,865
	230th District Court	6	4	\$9,875	22	7	\$26,552	28	8	\$21,241	\$57,668
	184th District Court	21	2	\$27,325	7	1	\$17,048	14	2	\$12,344	\$56,717
	185th District Court	10	2	\$24,137	7	2	\$11,368	17	1	\$14,276	\$49,781
	183rd District Court	3	0	\$2,403	22	0	\$16,630	23	0	\$30,083	\$49,116
	337th District Court	5	0	\$10,516	0	0	\$0	14	0	\$32,098	\$42,614
	228th District Court	11	0	\$18,506	10	0	\$10,151	13	0	\$11,235	\$39,892
	232nd District Court	7	0	\$18,223	5	0	\$6,998	8	1	\$10,829	\$36,050
	178th District Court	6	0	\$15,621	4	1	\$10,120	24	0	\$10,296	\$36,037
	179th District Court	10	0	\$9,796	14	0	\$17,457	19	0	\$8,058	\$35,311
	339th District Court	3	0	\$1,482	22	0	\$12,132	13	0	\$20,871	\$34,485
	174th District Court	1	1	\$470	6	1	\$8,034	13	2	\$7,491	\$15,995
	482nd District Court*	N/A	N/A	N/A	0	0	\$0	10	2	\$15,884	\$15,884
	176th District Court	0	0	\$0	6	0	\$10,421	3	0	\$933	\$11,354
	209th District Court	3	0	\$3,323	3	0	\$570	1	0	\$5,022	\$8,915
	208th District Court	0	0	\$0	3	0	\$0	14	0	\$4,344	\$4,344
	182nd District Court	2	0	\$1,973	0	0	\$0	2	0	\$370	\$2,343
	263rd District Court	0	0	\$0	1	0	\$1,576	1	0	\$755	\$2,331
	HCCL No. 1	0	0	\$0	0	2	\$500	2	0	\$1,600	\$2,100
	177th District Court	0	0	\$0	0	0	\$0	1	0	\$0	\$0
	Total	247	14	\$319,688	221	16	\$313,996	376	18	\$383,178	\$1,016,861

Appendix F

Attorney	Court	FY 2020			FY 2021			FY 2022			3 Years
		No. of Cases	No. of Term Vouchers	Paid Amount	No. of Cases	No. of Term Vouchers	Paid Amount	No. of Cases	No. of Term Vouchers	Paid Amount	Total Paid Amount
Jose Vela	179th District Court	30	0	\$24,645	27	0	\$28,681	42	0	\$81,096	\$134,422
	HCCL No. 6	10	40	\$46,132	92	12	\$34,980	90	0	\$48,390	\$129,502
	HCCL No. 9	2	0	\$800	8	25	\$36,090	142	2	\$86,949	\$123,839
	337th District Court	13	0	\$10,484	20	0	\$25,739	14	0	\$31,485	\$67,708
	HCCL No. 7	0	0	\$0	0	13	\$18,000	59	26	\$45,388	\$63,388
	183rd District Court	17	0	\$17,769	14	0	\$16,229	13	0	\$29,178	\$63,176
	184th District Court	7	2	\$14,458	14	0	\$23,401	8	0	\$18,871	\$56,730
	185th District Court	5	1	\$8,062	4	0	\$4,508	10	0	\$30,742	\$43,312
	180th District Court	6	0	\$6,034	12	0	\$4,115	15	0	\$28,432	\$38,581
	HCCL No. 13	7	14	\$16,188	30	0	\$9,250	12	0	\$9,240	\$34,678
	177th District Court	5	0	\$1,418	11	0	\$12,399	9	0	\$20,849	\$34,666
	178th District Court	1	0	\$1,165	4	0	\$16,114	9	0	\$14,576	\$31,855
	228th District Court	3	0	\$5,023	6	0	\$14,878	6	0	\$10,670	\$30,571
	HCCL No. 1	31	0	\$10,236	18	0	\$14,970	7	0	\$3,390	\$28,596
	351st District Court	8	0	\$4,252	9	0	\$5,959	13	0	\$14,546	\$24,757
	230th District Court	3	0	\$8,058	3	0	\$10,778	0	0	\$0	\$18,836
	263rd District Court	2	0	\$1,354	3	0	\$9,856	3	0	\$5,998	\$17,208
	209th District Court	7	0	\$3,690	7	0	\$6,942	1	0	\$5,910	\$16,542
	248th District Court	1	0	\$205	1	0	\$0	6	0	\$11,854	\$12,059
	174th District Court	0	0	\$0	9	0	\$5,628	5	0	\$4,281	\$9,909
	339th District Court	1	0	\$482	0	0	\$0	3	0	\$6,512	\$6,994
	HCCL No. 11	2	0	\$1,173	2	0	\$4,080	0	2	\$1,575	\$6,828
	176th District Court	1	0	\$1,080	2	0	\$5,592	1	0	\$0	\$6,672
	262nd District Court	4	0	\$2,863	5	0	\$1,586	1	0	\$348	\$4,797
	232nd District Court	2	0	\$3,305	1	0	\$267	0	0	\$0	\$3,572
	182nd District Court	0	0	\$0	1	0	\$925	8	0	\$2,431	\$3,356
	HCCL No. 10	0	0	\$0	0	0	\$0	0	3	\$1,200	\$1,200
	482nd District Court*	N/A	N/A	N/A	1	0	\$410	1	0	\$765	\$1,175
	HCCL No. 12	0	0	\$0	0	0	\$0	0	1	\$300	\$300
	338th District Court	0	0	\$0	0	0	\$0	2	0	\$0	\$0
	Total	168	57	\$188,876	304	50	\$311,377	480	34	\$514,976	\$1,015,229
Lisa Andrews	232nd District Court	11	3	\$207,375	3	0	\$0	7	0	\$8,815	\$216,190
	183rd District Court	13	0	\$19,490	2	0	\$2,006	4	0	\$152,788	\$174,284
	182nd District Court	20	0	\$19,972	6	0	\$7,350	5	0	\$90,954	\$118,276
	208th District Court	1	0	\$5,168	0	0	\$0	1	0	\$89,250	\$94,418
	176th District Court	12	0	\$23,496	5	0	\$39,748	1	0	\$225	\$63,469
	209th District Court	9	0	\$34,874	4	0	\$0	3	0	\$19,195	\$54,069
	228th District Court	1	0	\$3,831	0	0	\$0	1	0	\$40,800	\$44,631
	184th District Court	5	2	\$6,062	8	0	\$13,562	4	0	\$23,578	\$43,202
	262nd District Court	9	0	\$9,209	2	0	\$0	6	0	\$23,458	\$32,667
	263rd District Court	14	1	\$19,213	2	0	\$1,633	3	0	\$5,399	\$26,245
	178th District Court	1	0	\$260	0	0	\$0	5	0	\$24,927	\$25,187
	339th District Court	11	0	\$20,515	8	0	\$2,220	5	0	\$0	\$22,735
	180th District Court	4	0	\$12,409	1	0	\$6,209	0	0	\$0	\$18,618
	185th District Court	8	1	\$13,379	0	0	\$0	0	0	\$0	\$13,379
	337th District Court	0	0	\$0	0	0	\$0	5	0	\$11,445	\$11,445
	177th District Court	4	0	\$5,854	2	0	\$3,030	0	0	\$0	\$8,884
	248th District Court	3	0	\$1,894	2	0	\$5,855	0	0	\$0	\$7,749
	179th District Court	1	0	\$6,775	0	0	\$0	0	0	\$0	\$6,775
	230th District Court	1	0	\$0	5	0	\$3,554	0	0	\$0	\$3,554
	338th District Court	1	0	\$550	0	0	\$0	0	0	\$0	\$550
	174th District Court	1	0	\$385	0	0	\$0	0	0	\$0	\$385
	Total	130	7	\$410,711	50	0	\$85,167	50	0	\$490,834	\$986,712

Appendix F

Attorney	Court	FY 2020			FY 2021			FY 2022			3 Years
		No. of Cases	No. of Term Vouchers	Paid Amount	No. of Cases	No. of Term Vouchers	Paid Amount	No. of Cases	No. of Term Vouchers	Paid Amount	
Mario Madrid	209th District Court	9	0	\$101,424	7	0	\$87,691	1	0	\$510	\$189,625
	179th District Court	19	0	\$14,310	29	0	\$50,111	22	0	\$46,143	\$110,564
	339th District Court	13	0	\$15,205	25	0	\$26,151	14	0	\$62,025	\$103,381
	262nd District Court	11	0	\$12,474	8	0	\$47,574	11	0	\$15,529	\$75,577
	176th District Court	5	0	\$3,036	4	0	\$3,981	8	0	\$62,644	\$69,661
	232nd District Court	5	0	\$11,325	15	0	\$44,814	9	0	\$13,162	\$69,301
	182nd District Court	28	0	\$33,710	11	0	\$16,046	1	0	\$205	\$49,961
	351st District Court	4	0	\$1,736	2	0	\$2,455	8	0	\$42,741	\$46,932
	177th District Court	5	0	\$4,354	2	0	\$3,251	6	0	\$26,784	\$34,389
	178th District Court	5	0	\$8,272	13	0	\$19,137	4	0	\$3,171	\$30,580
	180th District Court	6	0	\$12,035	1	0	\$1,540	9	0	\$14,500	\$28,075
	183rd District Court	2	0	\$3,744	6	0	\$9,788	9	0	\$13,151	\$26,683
	337th District Court	3	0	\$3,376	7	0	\$6,799	3	0	\$15,101	\$25,276
	263rd District Court	5	0	\$13,515	9	0	\$9,337	0	0	\$0	\$22,852
	228th District Court	2	0	\$4,272	1	0	\$7,582	7	0	\$9,714	\$21,568
	185th District Court	2	0	\$0	5	0	\$5,590	11	0	\$13,459	\$19,049
	248th District Court	0	0	\$0	2	0	\$5,658	3	0	\$11,490	\$17,148
	338th District Court	5	0	\$13,787	2	0	\$798	1	0	\$1,225	\$15,810
	174th District Court	4	0	\$2,803	3	0	\$5,492	3	0	\$4,371	\$12,666
	208th District Court	0	0	\$0	4	0	\$2,164	3	0	\$5,855	\$8,019
	230th District Court	0	0	\$0	8	0	\$5,280	1	0	\$1,290	\$6,570
	184th District Court	0	0	\$0	1	0	\$0	3	0	\$2,144	\$2,144
	482nd District Court*	N/A	N/A	N/A	0	0	\$0	1	0	\$0	\$0
	Total	133	0	\$259,378	165	0	\$361,239	138	0	\$365,214	\$985,831
Danny Easterling	174th District Court	11	3	\$34,237	25	1	\$61,007	12	0	\$50,111	\$145,355
	178th District Court	21	0	\$42,841	15	0	\$32,034	5	0	\$7,500	\$82,375
	230th District Court	8	4	\$11,164	21	5	\$30,649	16	0	\$36,865	\$78,678
	185th District Court	13	1	\$15,133	15	2	\$20,980	16	0	\$40,909	\$77,022
	338th District Court	17	1	\$30,783	13	0	\$15,737	5	0	\$27,162	\$73,682
	184th District Court	17	2	\$17,168	8	0	\$12,373	6	0	\$20,403	\$49,944
	232nd District Court	6	0	\$12,989	7	1	\$9,207	15	0	\$27,052	\$49,248
	228th District Court	8	0	\$15,623	6	0	\$22,545	3	0	\$9,884	\$48,052
	209th District Court	4	0	\$7,953	9	0	\$25,928	4	0	\$12,067	\$45,948
	183rd District Court	4	0	\$7,757	10	0	\$14,691	7	0	\$23,424	\$45,872
	339th District Court	6	0	\$4,237	17	0	\$25,268	8	0	\$15,844	\$45,349
	262nd District Court	10	1	\$18,112	7	0	\$11,240	10	0	\$13,368	\$42,720
	177th District Court	4	0	\$11,730	3	0	\$3,474	3	0	\$21,530	\$36,734
	248th District Court	4	1	\$13,020	5	0	\$7,092	6	0	\$15,152	\$35,264
	179th District Court	5	0	\$28,665	1	0	\$495	1	0	\$1,889	\$31,049
	182nd District Court	9	0	\$16,262	7	0	\$13,629	0	0	\$0	\$29,891
	263rd District Court	0	0	\$0	4	0	\$9,599	1	0	\$12,347	\$21,946
	176th District Court	0	0	\$0	1	1	\$11,246	1	0	\$1,185	\$12,431
	351st District Court	0	0	\$0	6	0	\$4,585	4	0	\$7,368	\$11,953
	208th District Court	2	0	\$1,333	1	0	\$1,032	2	0	\$8,229	\$10,594
	180th District Court	3	0	\$2,898	3	0	\$3,761	1	0	\$0	\$6,659
	337th District Court	1	0	\$1,882	0	0	\$0	0	0	\$0	\$1,882
	Total	153	13	\$293,787	184	10	\$336,572	126	0	\$352,289	\$982,648

Appendix F

Attorney	Court	FY 2020			FY 2021			FY 2022			3 Years Total Paid Amount
		No. of Cases	No. of Term Vouchers	Paid Amount	No. of Cases	No. of Term Vouchers	Paid Amount	No. of Cases	No. of Term Vouchers	Paid Amount	
Anthony Osso	184th District Court	2	0	\$115,000	3	0	\$20,000	3	0	\$145,375	\$280,375
	183rd District Court	0	0	\$0	0	0	\$0	3	0	\$140,211	\$140,211
	178th District Court	0	0	\$0	0	0	\$0	3	0	\$118,351	\$118,351
	232nd District Court	5	0	\$110,000	0	0	\$0	0	0	\$0	\$110,000
	339th District Court	1	0	\$0	0	0	\$0	1	0	\$89,610	\$89,610
	209th District Court	0	0	\$0	3	0	\$50,000	3	0	\$36,915	\$86,915
	182nd District Court	1	0	\$0	1	0	\$0	3	0	\$84,460	\$84,460
	228th District Court	0	0	\$0	0	0	\$0	2	0	\$35,455	\$35,455
	174th District Court	0	0	\$0	0	0	\$0	2	0	\$16,650	\$16,650
	176th District Court	0	0	\$0	1	0	\$15,030	0	0	\$0	\$15,030
	208th District Court	1	0	\$0	0	0	\$0	2	0	\$0	\$0
	262nd District Court	0	0	\$0	0	0	\$0	1	0	\$0	\$0
	Total	10	0	\$225,000	8	0	\$85,030	23	0	\$667,027	\$977,057
James Reed	351st District Court	22	0	\$27,176	23	0	\$29,422	96	1	\$106,433	\$163,031
	HCCL No. 11	3	55	\$54,700	12	49	\$50,150	73	38	\$39,978	\$144,828
	338th District Court	36	2	\$26,079	24	2	\$31,754	45	0	\$33,088	\$90,921
	337th District Court	0	0	\$0	40	0	\$18,419	64	0	\$66,110	\$84,529
	230th District Court	15	6	\$19,291	20	1	\$22,749	22	0	\$21,435	\$63,475
	184th District Court	17	2	\$22,382	25	1	\$22,016	11	1	\$18,880	\$63,278
	180th District Court	13	0	\$11,434	23	0	\$19,194	25	0	\$31,857	\$62,485
	178th District Court	15	0	\$13,161	35	0	\$30,390	7	0	\$10,589	\$54,140
	176th District Court	5	0	\$2,213	26	0	\$30,265	11	0	\$9,587	\$42,065
	185th District Court	7	0	\$6,509	5	0	\$7,606	11	0	\$18,929	\$33,044
	248th District Court	9	0	\$9,708	7	0	\$9,740	9	0	\$11,437	\$30,885
	183rd District Court	5	0	\$9,769	12	0	\$7,551	10	0	\$11,497	\$28,817
	232nd District Court	8	0	\$8,494	2	0	\$4,325	12	0	\$15,659	\$28,478
	263rd District Court	0	0	\$0	12	0	\$13,641	5	0	\$6,568	\$20,209
	482nd District Court*	N/A	N/A	N/A	0	0	\$0	10	0	\$9,026	\$9,026
	209th District Court	1	0	\$1,661	2	0	\$3,312	2	0	\$2,599	\$7,572
	262nd District Court	2	0	\$2,705	1	0	\$2,385	3	0	\$1,662	\$6,752
	HCCL No. 9	0	0	\$0	0	0	\$0	0	5	\$6,700	\$6,700
	174th District Court	1	0	\$0	0	0	\$0	3	0	\$6,267	\$6,267
	HCCL No. 12	16	0	\$1,950	21	0	\$2,300	0	1	\$1,300	\$5,550
	HCCL No. 15	1	0	\$50	30	0	\$4,200	0	0	\$0	\$4,250
	179th District Court	0	0	\$0	0	0	\$0	2	0	\$3,973	\$3,973
	228th District Court	1	0	\$1,688	0	0	\$0	1	0	\$2,237	\$3,925
	182nd District Court	1	0	\$338	2	0	\$879	2	0	\$1,722	\$2,939
	RIC	0	0	\$0	0	0	\$0	4	0	\$2,166	\$2,166
	HCCL No. 6	9	0	\$1,200	8	0	\$950	0	0	\$0	\$2,150
	HCCL No. 10	0	0	\$0	0	0	\$0	0	2	\$1,550	\$1,550
	Total	187	65	\$220,508	330	53	\$311,248	428	48	\$441,249	\$973,005

Appendix F

Attorney	Court	FY 2020			FY 2021			FY 2022			3 Years
		No. of Cases	No. of Term Vouchers	Paid Amount	No. of Cases	No. of Term Vouchers	Paid Amount	No. of Cases	No. of Term Vouchers	Paid Amount	Total Paid Amount
Cheryl Brown	HCCL No. 5	112	54	\$78,706	136	57	\$54,670	99	20	\$32,460	\$165,836
	209th District Court	2	0	\$460	56	4	\$32,440	51	0	\$53,127	\$86,027
	228th District Court	1	0	\$255	27	0	\$26,696	33	0	\$55,418	\$82,369
	174th District Court	3	0	\$1,613	36	2	\$27,813	43	4	\$48,657	\$78,083
	248th District Court	0	0	\$0	27	2	\$26,001	39	8	\$41,513	\$67,514
	230th District Court	2	4	\$2,020	20	9	\$18,099	41	6	\$45,450	\$65,569
	182nd District Court	8	0	\$4,501	32	0	\$25,420	28	0	\$33,775	\$63,696
	183rd District Court	1	0	\$448	13	0	\$10,190	28	0	\$36,710	\$47,348
	177th District Court	0	0	\$0	2	1	\$3,300	46	5	\$41,944	\$45,244
	178th District Court	0	1	\$400	9	2	\$7,250	28	0	\$36,645	\$44,295
	337th District Court	0	0	\$0	1	1	\$865	37	7	\$41,721	\$42,586
	351st District Court	1	0	\$467	12	0	\$11,737	20	2	\$17,817	\$30,021
	482nd District Court*	N/A	N/A	N/A	0	0	\$0	15	0	\$26,539	\$26,539
	184th District Court	0	0	\$0	11	3	\$7,516	21	6	\$15,994	\$23,510
	338th District Court	0	0	\$0	5	2	\$3,342	18	0	\$16,571	\$19,913
	232nd District Court	1	1	\$948	5	0	\$3,503	8	0	\$12,485	\$16,936
	179th District Court	0	0	\$0	0	0	\$0	10	0	\$15,765	\$15,765
	262nd District Court	0	0	\$0	1	1	\$1,480	7	0	\$6,160	\$7,640
	185th District Court	0	0	\$0	0	0	\$0	8	1	\$7,325	\$7,325
	263rd District Court	0	0	\$0	4	0	\$3,947	1	0	\$2,210	\$6,157
	339th District Court	0	0	\$0	3	0	\$3,455	2	0	\$1,220	\$4,675
	208th District Court	0	0	\$0	2	0	\$2,930	1	0	\$1,400	\$4,330
	180th District Court	0	0	\$0	3	0	\$3,728	0	0	\$0	\$3,728
	176th District Court	0	0	\$0	2	0	\$2,155	1	0	\$890	\$3,045
	RIC	0	0	\$0	0	0	\$0	2	0	\$1,230	\$1,230
	HCCL No. 1	1	0	\$428	1	0	\$120	0	0	\$0	\$548
	HCCL No. 10	3	0	\$150	0	0	\$0	0	0	\$0	\$150
	HCCL No. 8	1	0	\$100	0	0	\$0	0	0	\$0	\$100
	Total	136	60	\$90,496	408	84	\$276,657	587	59	\$593,026	\$960,179
R. P. Cornelius	248th District Court	0	0	\$0	1	0	\$0	3	0	\$137,490	\$137,490
	183rd District Court	2	0	\$3,700	13	0	\$21,517	14	0	\$77,292	\$102,509
	178th District Court	20	0	\$30,455	17	0	\$32,425	9	0	\$27,425	\$90,305
	209th District Court	0	0	\$0	2	0	\$6,060	2	0	\$78,950	\$85,010
	184th District Court	12	1	\$45,533	2	0	\$343	1	0	\$19,560	\$65,436
	337th District Court	3	0	\$0	1	0	\$59,220	1	0	\$2,190	\$61,410
	177th District Court	21	0	\$31,067	9	0	\$19,780	2	0	\$9,145	\$59,992
	339th District Court	2	0	\$1,755	2	0	\$57,323	0	0	\$0	\$59,078
	230th District Court	2	0	\$53,440	0	0	\$0	0	0	\$0	\$53,440
	176th District Court	2	0	\$8,000	3	0	\$6,450	4	0	\$33,910	\$48,360
	185th District Court	8	0	\$6,133	8	0	\$23,902	3	0	\$12,310	\$42,345
	338th District Court	12	1	\$16,200	13	0	\$16,028	0	0	\$0	\$32,228
	262nd District Court	4	1	\$15,900	9	0	\$11,440	2	0	\$2,673	\$30,013
	182nd District Court	2	0	\$5,085	8	0	\$22,009	1	0	\$1,980	\$29,074
	228th District Court	13	0	\$23,536	0	0	\$0	0	0	\$0	\$23,536
	208th District Court	0	0	\$0	1	0	\$11,935	0	0	\$0	\$11,935
	351st District Court	2	0	\$8,213	0	0	\$0	0	0	\$0	\$8,213
	174th District Court	0	1	\$440	4	0	\$5,750	1	0	\$1,295	\$7,485
	232nd District Court	0	0	\$0	3	0	\$3,160	0	0	\$0	\$3,160
	Total	105	4	\$249,457	96	0	\$297,342	43	0	\$404,220	\$951,019

Appendix F

Attorney	Court	FY 2020			FY 2021			FY 2022			3 Years
		No. of Cases	No. of Term Vouchers	Paid Amount	No. of Cases	No. of Term Vouchers	Paid Amount	No. of Cases	No. of Term Vouchers	Paid Amount	
Bryan Savoy	248th District Court	21	2	\$17,516	23	0	\$30,980	14	0	\$157,930	\$206,426
	230th District Court	28	2	\$41,976	29	1	\$26,186	14	0	\$70,597	\$138,759
	339th District Court	15	0	\$29,819	27	0	\$55,405	24	0	\$42,294	\$127,518
	232nd District Court	1	0	\$67,000	3	0	\$6,525	1	0	\$0	\$73,525
	262nd District Court	16	1	\$11,919	7	0	\$12,481	26	0	\$48,816	\$73,216
	185th District Court	3	0	\$8,076	14	0	\$23,308	11	0	\$26,134	\$57,518
	351st District Court	18	1	\$15,614	13	2	\$19,198	20	0	\$20,661	\$55,473
	177th District Court	4	0	\$9,421	1	0	\$26,760	1	0	\$15,510	\$51,691
	184th District Court	22	2	\$16,232	26	1	\$27,609	1	0	\$465	\$44,306
	209th District Court	10	0	\$10,434	5	0	\$9,576	2	0	\$12,090	\$32,100
	263rd District Court	9	0	\$16,716	4	0	\$5,219	1	0	\$0	\$21,935
	178th District Court	1	0	\$930	1	0	\$1,532	10	0	\$15,865	\$18,327
	180th District Court	5	0	\$11,237	0	0	\$0	1	0	\$0	\$11,237
	338th District Court	0	0	\$0	12	1	\$8,433	9	0	\$2,675	\$11,108
	183rd District Court	0	0	\$0	0	0	\$0	3	0	\$6,971	\$6,971
	179th District Court	0	0	\$0	1	0	\$675	2	0	\$4,348	\$5,023
	337th District Court	1	0	\$3,474	1	0	\$0	0	0	\$0	\$3,474
	176th District Court	1	0	\$3,227	0	0	\$0	0	0	\$0	\$3,227
	208th District Court	0	0	\$0	5	0	\$0	2	0	\$0	\$0
	228th District Court	0	0	\$0	2	0	\$0	0	0	\$0	\$0
	Total	155	8	\$263,591	174	5	\$253,887	142	0	\$424,356	\$941,834
Melissa Dickson	185th District Court	14	6	\$20,909	26	4	\$37,464	34	0	\$56,739	\$115,112
	177th District Court	0	1	\$2,000	57	5	\$61,758	29	0	\$48,140	\$111,898
	178th District Court	27	0	\$26,357	47	1	\$41,482	31	0	\$26,317	\$94,156
	183rd District Court	13	0	\$17,529	15	0	\$12,703	37	0	\$35,100	\$65,332
	351st District Court	7	1	\$8,097	20	0	\$14,799	38	0	\$35,335	\$58,231
	338th District Court	12	0	\$12,400	21	3	\$19,621	33	0	\$22,002	\$54,023
	230th District Court	15	4	\$14,628	18	4	\$22,858	12	0	\$12,983	\$50,469
	HCCL No. 3	6	0	\$813	15	35	\$23,730	49	0	\$21,738	\$46,281
	339th District Court	10	0	\$14,076	13	0	\$18,591	4	0	\$8,200	\$40,867
	232nd District Court	18	3	\$12,363	8	3	\$9,876	12	0	\$17,517	\$39,756
	209th District Court	15	0	\$9,306	4	1	\$4,169	22	0	\$24,847	\$38,322
	248th District Court	12	0	\$15,049	3	3	\$2,420	15	0	\$16,988	\$34,457
	180th District Court	12	0	\$6,832	12	0	\$12,507	13	0	\$8,115	\$27,454
	184th District Court	3	2	\$5,283	8	1	\$12,898	5	0	\$5,359	\$23,540
	182nd District Court	0	0	\$0	7	0	\$4,107	17	0	\$18,016	\$22,123
	337th District Court	1	0	\$443	9	2	\$14,201	6	0	\$6,408	\$21,052
	HCCL No. 16	0	0	\$0	0	5	\$4,250	31	0	\$13,330	\$17,580
	174th District Court	0	3	\$1,200	10	0	\$10,356	5	0	\$5,418	\$16,974
	482nd District Court*	N/A	N/A	N/A	1	0	\$1,755	22	1	\$13,828	\$15,583
	176th District Court	3	0	\$2,259	6	0	\$4,461	4	0	\$8,679	\$15,399
	HCCL No. 15	44	1	\$10,482	8	0	\$720	0	0	\$0	\$11,202
	179th District Court	0	0	\$0	0	0	\$0	6	0	\$7,956	\$7,956
	208th District Court	0	0	\$0	0	0	\$0	5	0	\$3,937	\$3,937
	HCCL No. 1	0	0	\$0	0	0	\$0	1	0	\$450	\$450
	HCCL No. 4	0	0	\$0	0	0	\$0	1	0	\$250	\$250
	RIC	0	0	\$0	1	0	\$230	0	0	\$0	\$230
	HCCL No. 13	0	0	\$0	0	0	\$0	1	0	\$150	\$150
	Total	212	21	\$180,026	309	67	\$334,956	433	1	\$417,802	\$932,784

Appendix F

Attorney	Court	FY 2020			FY 2021			FY 2022			3 Years
		No. of Cases	No. of Term Vouchers	Paid Amount	No. of Cases	No. of Term Vouchers	Paid Amount	No. of Cases	No. of Term Vouchers	Paid Amount	Total Paid Amount
Dionne Press	HCCL No. 11	0	0	\$0	3	37	\$35,470	106	15	\$45,513	\$80,983
	262nd District Court	20	4	\$22,666	25	1	\$24,368	29	0	\$33,683	\$80,717
	HCCL No. 6	11	50	\$30,630	42	18	\$23,050	67	0	\$22,400	\$76,080
	248th District Court	18	4	\$24,368	13	1	\$14,907	23	0	\$32,767	\$72,042
	230th District Court	29	8	\$28,914	14	6	\$13,761	24	3	\$23,096	\$65,771
	178th District Court	22	0	\$17,977	22	1	\$13,792	32	0	\$21,534	\$53,303
	176th District Court	14	0	\$9,684	14	1	\$15,945	22	1	\$23,015	\$48,644
	183rd District Court	20	0	\$17,133	11	0	\$7,066	13	0	\$17,056	\$41,255
	263rd District Court	0	0	\$0	4	1	\$4,424	32	1	\$33,507	\$37,931
	232nd District Court	6	3	\$4,675	13	3	\$12,551	17	7	\$20,482	\$37,708
	338th District Court	21	1	\$14,341	2	2	\$2,338	35	0	\$20,245	\$36,924
	182nd District Court	8	0	\$4,786	9	0	\$5,601	34	0	\$23,507	\$33,894
	337th District Court	5	0	\$4,438	6	1	\$6,332	26	8	\$21,971	\$32,741
	209th District Court	14	0	\$17,123	7	0	\$6,868	6	0	\$7,506	\$31,497
	184th District Court	5	5	\$5,043	7	0	\$10,881	10	2	\$11,350	\$27,274
	180th District Court	2	0	\$3,050	0	0	\$0	10	0	\$23,633	\$26,683
	HCCL No. 5	59	0	\$11,696	9	0	\$4,220	12	8	\$10,550	\$26,466
	HCCL No. 15	87	2	\$21,292	9	0	\$4,640	1	0	\$380	\$26,312
	339th District Court	4	0	\$2,765	4	0	\$1,894	14	0	\$16,427	\$21,086
	HCCL No. 9	35	10	\$13,228	15	0	\$5,540	3	0	\$1,460	\$20,228
	482nd District Court*	N/A	N/A	N/A	0	0	\$0	11	0	\$12,974	\$12,974
	179th District Court	0	0	\$0	3	0	\$3,900	12	0	\$5,000	\$8,900
	351st District Court	0	0	\$0	1	0	\$982	9	1	\$7,888	\$8,870
	174th District Court	0	1	\$1,600	7	0	\$1,499	4	1	\$5,748	\$8,847
	185th District Court	2	0	\$3,515	1	0	\$667	2	0	\$1,021	\$5,203
	177th District Court	0	0	\$0	1	0	\$2,218	0	0	\$0	\$2,218
	228th District Court	1	0	\$2,132	0	0	\$0	0	0	\$0	\$2,132
	RIC	0	0	\$0	0	0	\$0	4	0	\$1,218	\$1,218
	208th District Court	0	0	\$0	0	0	\$0	2	0	\$968	\$968
	HCCL No. 1	0	1	\$250	2	0	\$580	0	0	\$0	\$830
	HCCL No. 3	1	0	\$660	0	0	\$0	0	0	\$0	\$660
	Total	384	89	\$261,966	244	72	\$223,494	560	47	\$444,899	\$930,359

Appendix F

Attorney	Court	FY 2020			FY 2021			FY 2022			3 Years
		No. of Cases	No. of Term Assignment Vouchers	Paid Amount	No. of Cases	No. of Term Assignment Vouchers	Paid Amount	No. of Cases	No. of Term Assignment Vouchers	Paid Amount	Total Paid Amount
Cary Higginbotham	182nd District Court	49	0	\$60,667	66	0	\$64,248	59	0	\$80,361	\$205,276
	183rd District Court	4	0	\$5,815	10	0	\$11,788	5	0	\$88,270	\$105,873
	184th District Court	18	4	\$89,672	9	0	\$14,966	1	0	\$392	\$105,030
	338th District Court	1	0	\$85,000	1	0	\$600	0	0	\$0	\$85,600
	228th District Court	7	0	\$23,431	7	0	\$15,379	14	0	\$36,019	\$74,829
	339th District Court	4	0	\$5,444	19	0	\$17,590	50	0	\$40,877	\$63,911
	178th District Court	8	0	\$5,221	23	0	\$28,253	16	0	\$19,860	\$53,334
	230th District Court	9	6	\$7,875	20	4	\$20,091	23	0	\$22,869	\$50,835
	180th District Court	2	0	\$40,193	3	0	\$1,610	1	0	\$1,320	\$43,123
	209th District Court	1	0	\$155	11	0	\$17,546	10	0	\$7,753	\$25,454
	232nd District Court	0	1	\$440	8	0	\$4,250	9	0	\$12,870	\$17,560
	263rd District Court	2	0	\$544	3	1	\$8,913	4	0	\$6,097	\$15,554
	179th District Court	0	0	\$0	5	0	\$2,048	15	0	\$12,650	\$14,698
	482nd District Court*	N/A	N/A	N/A	1	0	\$0	25	5	\$14,255	\$14,255
	176th District Court	6	0	\$5,261	5	0	\$8,390	0	0	\$0	\$13,651
	337th District Court	0	0	\$0	0	0	\$0	1	0	\$11,210	\$11,210
	248th District Court	4	0	\$2,013	2	0	\$5,160	0	0	\$0	\$7,173
	185th District Court	2	0	\$2,390	1	1	\$3,950	0	0	\$0	\$6,340
	351st District Court	0	0	\$0	0	0	\$0	4	0	\$5,071	\$5,071
	HCCL No. 15	33	0	\$3,763	4	0	\$250	0	0	\$0	\$4,013
	262nd District Court	0	0	\$0	1	0	\$1,221	1	0	\$1,911	\$3,132
	HCCL No. 2	10	0	\$1,133	4	0	\$1,030	0	0	\$0	\$2,163
	HCCL No. 1	0	0	\$0	0	0	\$0	1	0	\$50	\$50
	HCCL No. 7	1	0	\$50	0	0	\$0	0	0	\$0	\$50
	Total	161	11	\$339,067	203	6	\$227,283	239	5	\$361,835	\$928,185
Lori Deangelo	208th District Court	210	53	\$171,888	291	22	\$241,226	429	0	\$351,244	\$764,358
	228th District Court	0	0	\$0	16	0	\$13,353	11	0	\$14,825	\$28,178
	182nd District Court	0	0	\$0	7	0	\$3,819	17	0	\$19,312	\$23,131
	178th District Court	0	0	\$0	2	0	\$2,362	9	0	\$18,154	\$20,516
	263rd District Court	0	0	\$0	8	0	\$6,666	10	0	\$13,485	\$20,151
	179th District Court	0	0	\$0	6	0	\$4,546	9	0	\$9,865	\$14,411
	180th District Court	0	0	\$0	1	0	\$385	11	0	\$12,918	\$13,303
	339th District Court	3	0	\$660	7	0	\$2,179	11	0	\$7,870	\$10,709
	209th District Court	0	0	\$0	3	0	\$3,598	2	0	\$6,096	\$9,694
	RIC	0	0	\$0	0	0	\$0	5	0	\$3,821	\$3,821
	262nd District Court	0	0	\$0	2	0	\$348	3	0	\$3,192	\$3,540
	230th District Court	0	0	\$0	2	0	\$605	3	0	\$1,906	\$2,511
	482nd District Court*	N/A	N/A	N/A	2	0	\$510	3	0	\$1,515	\$2,025
	248th District Court	0	0	\$0	1	0	\$870	1	0	\$967	\$1,837
	177th District Court	0	0	\$0	1	0	\$1,086	0	0	\$0	\$1,086
	337th District Court	0	0	\$0	0	0	\$0	1	0	\$993	\$993
	338th District Court	0	0	\$0	0	0	\$0	2	0	\$967	\$967
	351st District Court	0	0	\$0	1	0	\$375	0	0	\$0	\$375
	Total	213	53	\$172,548	350	22	\$281,928	527	0	\$467,130	\$921,606

Appendix F

Attorney	Court	FY 2020			FY 2021			FY 2022			3 Years
		No. of Cases	No. of Term Vouchers	Paid Amount	No. of Cases	No. of Term Vouchers	Paid Amount	No. of Cases	No. of Term Vouchers	Paid Amount	Total Paid Amount
Mark Lipkin	179th District Court	62	0	\$44,476	59	0	\$48,600	34	0	\$46,290	\$139,366
	232nd District Court	24	3	\$32,263	36	8	\$29,134	55	3	\$55,841	\$117,238
	178th District Court	17	0	\$20,882	45	1	\$27,502	42	0	\$41,581	\$89,965
	228th District Court	2	0	\$360	24	0	\$11,917	94	0	\$71,116	\$83,393
	177th District Court	44	3	\$48,674	11	1	\$11,571	2	0	\$1,887	\$62,132
	209th District Court	7	0	\$5,276	25	0	\$11,166	50	0	\$43,300	\$59,742
	263rd District Court	6	1	\$3,934	15	1	\$9,922	34	1	\$27,512	\$41,368
	184th District Court	17	1	\$15,851	15	5	\$14,434	20	1	\$9,055	\$39,340
	208th District Court	0	0	\$0	18	0	\$9,031	18	0	\$28,369	\$37,400
	351st District Court	16	0	\$17,691	9	0	\$11,226	3	1	\$6,850	\$35,767
	176th District Court	5	0	\$4,453	17	1	\$7,870	29	1	\$20,897	\$33,220
	248th District Court	9	0	\$11,372	7	0	\$15,435	1	0	\$2,790	\$29,597
	183rd District Court	23	0	\$13,025	9	0	\$11,248	5	0	\$3,885	\$28,158
	185th District Court	1	0	\$820	8	0	\$8,048	16	0	\$17,866	\$26,734
	482nd District Court*	N/A	N/A	N/A	2	0	\$1,280	14	1	\$15,730	\$17,010
	180th District Court	0	0	\$0	0	1	\$400	21	0	\$15,375	\$15,775
	230th District Court	1	2	\$1,420	5	1	\$5,890	4	0	\$4,041	\$11,351
	182nd District Court	1	0	\$820	3	1	\$1,120	7	0	\$7,547	\$9,487
	337th District Court	4	0	\$4,453	4	0	\$2,498	2	0	\$2,469	\$9,420
	315th District Court	17	0	\$9,185	0	0	\$0	0	0	\$0	\$9,185
	313th District Court	6	0	\$7,375	0	0	\$0	0	0	\$0	\$7,375
	314th District Court	5	0	\$5,730	0	0	\$0	0	0	\$0	\$5,730
	339th District Court	0	0	\$0	1	0	\$515	6	0	\$4,775	\$5,290
	262nd District Court	2	0	\$310	0	0	\$0	1	0	\$2,442	\$2,752
	RIC	0	0	\$0	2	0	\$642	3	0	\$1,005	\$1,647
	338th District Court	2	0	\$1,562	0	0	\$0	0	0	\$0	\$1,562
	174th District Court	0	0	\$0	1	0	\$370	1	0	\$607	\$977
	Total	271	10	\$249,932	316	20	\$239,819	462	8	\$431,230	\$920,981

Appendix F

Attorney	Court	FY 2020			FY 2021			FY 2022			3 Years
		No. of Cases	No. of Term Vouchers	Paid Amount	No. of Cases	No. of Term Vouchers	Paid Amount	No. of Cases	No. of Term Vouchers	Paid Amount	Total Paid Amount
Ted Doebller	263rd District Court	32	3	\$16,862	59	0	\$46,029	61	0	\$65,191	\$128,082
	174th District Court	33	6	\$37,694	60	1	\$52,122	41	1	\$37,860	\$127,676
	179th District Court	19	0	\$22,539	42	0	\$51,597	39	0	\$38,211	\$112,347
	183rd District Court	14	0	\$13,030	30	0	\$31,261	45	0	\$35,205	\$79,496
	178th District Court	4	1	\$1,634	20	0	\$22,972	31	0	\$43,532	\$68,138
	176th District Court	11	0	\$5,239	30	1	\$25,886	21	1	\$18,928	\$50,053
	180th District Court	12	0	\$7,004	4	0	\$925	43	0	\$41,353	\$49,282
	262nd District Court	15	2	\$11,514	11	0	\$11,487	28	0	\$20,689	\$43,690
	232nd District Court	16	2	\$10,597	10	1	\$9,474	14	2	\$16,443	\$36,514
	208th District Court	4	0	\$5,639	6	0	\$8,358	8	0	\$20,021	\$34,018
	338th District Court	21	1	\$14,956	3	0	\$2,073	17	0	\$16,944	\$33,973
	182nd District Court	3	0	\$4,473	5	0	\$4,129	26	0	\$16,274	\$24,876
	248th District Court	11	0	\$14,778	1	0	\$850	6	0	\$4,791	\$20,419
	339th District Court	4	0	\$13,580	0	0	\$0	5	0	\$6,483	\$20,063
	337th District Court	4	0	\$3,834	9	0	\$11,674	4	0	\$3,457	\$18,965
	482nd District Court*	N/A	N/A	N/A	0	0	\$0	9	0	\$18,851	\$18,851
	209th District Court	0	0	\$0	5	0	\$4,414	7	0	\$12,785	\$17,199
	185th District Court	3	0	\$3,223	4	0	\$5,849	7	1	\$7,740	\$16,812
	230th District Court	0	0	\$0	2	0	\$995	5	1	\$3,774	\$4,769
	351st District Court	0	0	\$0	1	0	\$607	3	0	\$2,808	\$3,415
	RIC	0	0	\$0	0	0	\$0	3	0	\$1,695	\$1,695
	184th District Court	1	0	\$255	0	0	\$0	2	0	\$1,365	\$1,620
	Total	207	15	\$186,851	302	3	\$290,702	425	6	\$434,400	\$911,953
James Stafford	179th District Court	3	0	\$92,704	1	0	\$0	2	0	\$93,512	\$186,216
	337th District Court	1	0	\$0	0	0	\$0	1	0	\$165,885	\$165,885
	351st District Court	1	0	\$75,000	2	0	\$44,796	1	0	\$28,645	\$148,441
	178th District Court	0	0	\$0	2	0	\$81,299	2	0	\$49,935	\$131,234
	209th District Court	1	0	\$103,770	2	0	\$8,445	1	0	\$0	\$112,215
	180th District Court	0	0	\$0	1	0	\$61,185	0	0	\$0	\$61,185
	230th District Court	2	0	\$38,985	0	0	\$0	0	0	\$0	\$38,985
	208th District Court	0	0	\$0	1	0	\$0	2	0	\$38,475	\$38,475
	174th District Court	0	0	\$0	1	0	\$0	2	0	\$10,377	\$10,377
	228th District Court	0	0	\$0	1	0	\$0	1	0	\$0	\$0
	Total	8	0	\$310,459	11	0	\$195,725	12	0	\$386,829	\$893,013

Appendix F

Attorney	Court	FY 2020			FY 2021			FY 2022			3 Years
		No. of Cases	No. of Term Vouchers	Paid Amount	No. of Cases	No. of Term Vouchers	Paid Amount	No. of Cases	No. of Term Vouchers	Paid Amount	Total Paid Amount
James Mount	RIC	0	52	\$100,760	58	25	\$88,742	307	0	\$250,934	\$440,436
	HCCL No. 14	113	0	\$44,605	71	72	\$69,240	152	0	\$95,802	\$209,647
	HCCL No. 3	14	15	\$12,518	9	0	\$4,850	6	0	\$3,950	\$21,318
	182nd District Court	16	0	\$3,403	16	0	\$7,491	7	0	\$3,376	\$14,270
	228th District Court	14	0	\$3,045	11	0	\$5,121	7	0	\$5,296	\$13,462
	185th District Court	18	0	\$3,714	13	0	\$4,664	5	0	\$3,424	\$11,802
	184th District Court	8	0	\$2,325	14	0	\$6,354	4	0	\$2,972	\$11,651
	337th District Court	14	0	\$3,351	13	0	\$6,254	4	0	\$1,968	\$11,573
	338th District Court	14	0	\$2,787	16	0	\$7,272	4	0	\$1,434	\$11,493
	263rd District Court	12	0	\$2,065	17	0	\$6,343	4	0	\$2,801	\$11,209
	339th District Court	16	0	\$3,009	15	0	\$3,840	5	0	\$4,351	\$11,200
	180th District Court	19	0	\$2,985	14	0	\$5,596	5	0	\$2,435	\$11,016
	177th District Court	13	0	\$2,529	10	0	\$5,009	6	0	\$3,046	\$10,584
	262nd District Court	9	0	\$1,282	10	0	\$5,007	4	0	\$3,663	\$9,952
	248th District Court	6	0	\$866	17	0	\$7,108	3	0	\$1,725	\$9,699
	232nd District Court	12	0	\$2,127	9	0	\$3,158	5	0	\$3,582	\$8,867
	183rd District Court	13	0	\$1,808	15	0	\$3,198	6	0	\$3,414	\$8,420
	174th District Court	9	0	\$2,211	7	0	\$2,857	7	0	\$3,000	\$8,068
	176th District Court	13	0	\$2,138	10	0	\$3,461	5	0	\$2,279	\$7,878
	209th District Court	13	0	\$2,328	10	0	\$2,498	3	0	\$1,789	\$6,615
	230th District Court	10	0	\$3,090	10	0	\$2,474	3	0	\$904	\$6,468
	351st District Court	7	0	\$1,305	6	0	\$1,790	5	0	\$3,333	\$6,428
	208th District Court	10	0	\$1,448	11	0	\$2,415	5	0	\$2,265	\$6,128
	179th District Court	5	0	\$653	4	0	\$1,533	5	0	\$3,125	\$5,311
	178th District Court	8	0	\$1,081	8	0	\$3,440	1	0	\$555	\$5,076
	482nd District Court*	N/A	N/A	N/A	0	0	\$0	6	0	\$3,229	\$3,229
	HCCL No. 1	0	0	\$0	0	0	\$0	2	0	\$960	\$960
	Total	386	67	\$207,433	394	97	\$259,715	576	0	\$415,612	\$882,760
Patrick Ruzzo	177th District Court	116	7	\$126,436	134	2	\$185,342	59	2	\$111,322	\$423,100
	183rd District Court	20	0	\$35,905	14	0	\$35,510	18	0	\$37,539	\$108,954
	339th District Court	14	0	\$24,698	11	0	\$15,316	5	0	\$12,931	\$52,945
	185th District Court	9	0	\$33,543	3	0	\$5,382	9	2	\$12,124	\$51,049
	232nd District Court	9	0	\$7,488	7	1	\$12,143	10	2	\$16,462	\$36,093
	262nd District Court	0	0	\$0	17	2	\$13,981	21	0	\$17,193	\$31,174
	482nd District Court*	N/A	N/A	N/A	0	0	\$0	21	5	\$26,745	\$26,745
	338th District Court	12	0	\$16,651	1	1	\$1,296	4	0	\$6,261	\$24,208
	248th District Court	0	1	\$440	7	0	\$12,544	7	1	\$10,390	\$23,374
	184th District Court	3	0	\$2,025	6	1	\$8,181	7	3	\$10,021	\$20,227
	263rd District Court	3	0	\$17,302	2	1	\$1,057	2	0	\$830	\$19,189
	209th District Court	4	0	\$11,536	0	0	\$0	2	1	\$6,688	\$18,224
	176th District Court	1	0	\$399	2	1	\$3,100	12	0	\$9,102	\$12,601
	351st District Court	0	0	\$0	1	1	\$1,088	7	1	\$9,395	\$10,483
	230th District Court	1	0	\$6,244	0	0	\$0	0	0	\$0	\$6,244
	337th District Court	1	0	\$2,388	0	0	\$0	5	2	\$3,325	\$5,713
	178th District Court	1	0	\$3,390	0	0	\$0	1	0	\$2,027	\$5,417
	180th District Court	0	0	\$0	1	1	\$707	4	0	\$2,459	\$3,166
	179th District Court	0	0	\$0	0	0	\$0	1	0	\$1,473	\$1,473
	228th District Court	0	0	\$0	0	0	\$0	1	0	\$798	\$798
	174th District Court	1	0	\$327	0	0	\$0	0	0	\$0	\$327
	Total	195	8	\$288,772	206	11	\$295,647	196	19	\$297,085	\$881,504

Appendix F

Attorney	Court	FY 2020			FY 2021			FY 2022			3 Years
		No. of Cases	No. of Term Vouchers	Paid Amount	No. of Cases	No. of Term Vouchers	Paid Amount	No. of Cases	No. of Term Vouchers	Paid Amount	Total Paid Amount
Markay Stroud	230th District Court	25	0	\$33,328	38	1	\$39,717	24	0	\$37,617	\$110,662
	185th District Court	9	0	\$30,644	12	0	\$28,144	10	0	\$26,485	\$85,273
	351st District Court	25	0	\$31,199	15	0	\$21,462	15	0	\$32,583	\$85,244
	174th District Court	15	0	\$16,401	21	0	\$31,292	15	0	\$35,737	\$83,430
	232nd District Court	20	0	\$24,113	10	1	\$14,555	18	0	\$34,805	\$73,473
	262nd District Court	15	0	\$16,806	12	0	\$23,462	13	0	\$16,116	\$56,384
	248th District Court	10	0	\$9,579	6	0	\$14,028	16	0	\$24,046	\$47,653
	338th District Court	18	0	\$27,601	14	0	\$17,843	2	0	\$850	\$46,294
	209th District Court	7	0	\$8,093	10	0	\$21,956	13	0	\$13,824	\$43,873
	339th District Court	4	0	\$752	20	0	\$32,240	7	0	\$10,537	\$43,529
	184th District Court	19	0	\$20,473	12	1	\$14,101	9	0	\$6,240	\$40,814
	179th District Court	3	0	\$4,311	2	0	\$1,833	22	0	\$23,231	\$29,375
	183rd District Court	0	0	\$0	11	0	\$11,253	16	0	\$17,287	\$28,540
	178th District Court	1	0	\$0	4	0	\$13,747	8	0	\$13,135	\$26,882
	180th District Court	0	0	\$0	0	0	\$0	2	0	\$22,545	\$22,545
	482nd District Court*	N/A	N/A	N/A	1	0	\$1,485	5	0	\$9,130	\$10,615
	176th District Court	1	0	\$462	3	0	\$6,538	1	0	\$1,489	\$8,489
	263rd District Court	0	0	\$0	1	0	\$1,008	6	0	\$6,780	\$7,788
	177th District Court	0	0	\$0	2	0	\$5,838	0	0	\$0	\$5,838
	337th District Court	2	0	\$4,514	0	0	\$0	0	0	\$0	\$4,514
	RIC	0	0	\$0	0	0	\$0	2	0	\$2,822	\$2,822
	182nd District Court	1	0	\$253	2	0	\$2,150	0	0	\$0	\$2,403
	228th District Court	0	0	\$0	1	0	\$0	1	0	\$0	\$0
	Total	175	0	\$228,529	197	3	\$302,652	205	0	\$335,259	\$866,440
Justin Keiter	183rd District Court	2	0	\$2,487	5	0	\$18,114	7	0	\$94,459	\$115,060
	185th District Court	10	0	\$23,037	19	0	\$32,338	14	0	\$42,404	\$97,779
	182nd District Court	15	0	\$27,162	24	0	\$29,323	23	0	\$37,020	\$93,505
	230th District Court	10	0	\$9,833	8	1	\$10,291	22	0	\$57,641	\$77,765
	263rd District Court	7	0	\$7,189	2	0	\$3,886	3	0	\$66,162	\$77,237
	209th District Court	0	0	\$0	8	0	\$58,834	2	0	\$9,525	\$68,359
	232nd District Court	10	0	\$12,547	9	0	\$15,890	16	0	\$35,938	\$64,375
	248th District Court	9	0	\$27,139	3	0	\$5,987	9	0	\$16,510	\$49,636
	184th District Court	9	0	\$10,948	11	0	\$22,979	9	0	\$13,797	\$47,724
	180th District Court	10	0	\$17,634	9	0	\$24,863	2	0	\$1,133	\$43,630
	337th District Court	0	0	\$0	6	0	\$4,529	15	0	\$28,464	\$32,993
	262nd District Court	2	0	\$715	6	0	\$5,177	2	0	\$11,985	\$17,877
	338th District Court	7	0	\$15,680	1	0	\$648	1	0	\$602	\$16,930
	176th District Court	1	0	\$395	2	0	\$1,669	5	0	\$12,424	\$14,488
	178th District Court	0	0	\$0	2	0	\$10,176	2	0	\$0	\$10,176
	482nd District Court*	N/A	N/A	N/A	0	0	\$0	7	0	\$9,052	\$9,052
	179th District Court	1	0	\$885	0	0	\$0	1	0	\$3,831	\$4,716
	RIC	0	0	\$0	0	0	\$0	2	0	\$4,027	\$4,027
	339th District Court	0	0	\$0	2	0	\$3,150	1	0	\$460	\$3,610
	208th District Court	6	0	\$3,105	0	0	\$0	0	0	\$0	\$3,105
	HCCL No. 10	0	0	\$0	0	0	\$0	1	0	\$0	\$0
	Total	99	0	\$158,756	117	1	\$247,854	144	0	\$445,434	\$852,044

Appendix F

Attorney	Court	FY 2020			FY 2021			FY 2022			3 Years
		No. of Cases	No. of Term Vouchers	Paid Amount	No. of Cases	No. of Term Vouchers	Paid Amount	No. of Cases	No. of Term Vouchers	Paid Amount	
Mary Conn	262nd District Court	17	1	\$8,990	34	0	\$67,381	16	0	\$91,904	\$168,275
	180th District Court	2	0	\$3,263	8	0	\$15,588	13	0	\$88,637	\$107,488
	232nd District Court	11	0	\$21,012	13	1	\$22,015	5	0	\$36,640	\$79,667
	339th District Court	8	0	\$22,128	5	0	\$45,073	2	0	\$9,162	\$76,363
	209th District Court	2	0	\$6,485	8	0	\$12,211	3	0	\$51,091	\$69,787
	185th District Court	20	0	\$11,875	11	0	\$2,236	11	0	\$41,198	\$55,309
	184th District Court	11	2	\$11,206	7	0	\$24,065	4	0	\$19,197	\$54,468
	183rd District Court	9	0	\$3,757	8	0	\$29,410	2	0	\$21,150	\$54,317
	208th District Court	1	0	\$1,085	2	0	\$11,643	2	0	\$23,265	\$35,993
	338th District Court	10	1	\$8,529	2	0	\$0	4	0	\$20,791	\$29,320
	248th District Court	0	0	\$0	1	0	\$0	2	0	\$28,401	\$28,401
	482nd District Court*	N/A	N/A	N/A	0	0	\$0	4	0	\$16,265	\$16,265
	179th District Court	0	0	\$0	3	0	\$444	2	0	\$15,206	\$15,650
	228th District Court	4	0	\$13,715	1	0	\$0	0	0	\$0	\$13,715
	174th District Court	5	1	\$11,923	0	0	\$0	0	0	\$0	\$11,923
	178th District Court	3	0	\$3,708	1	0	\$7,659	0	0	\$0	\$11,367
	182nd District Court	0	0	\$0	2	0	\$8,988	0	0	\$0	\$8,988
	337th District Court	0	0	\$0	1	0	\$7,176	0	0	\$0	\$7,176
	351st District Court	1	0	\$1,242	1	0	\$0	0	0	\$0	\$1,242
	177th District Court	0	0	\$0	1	0	\$0	1	0	\$0	\$0
	263rd District Court	1	0	\$0	0	0	\$0	0	0	\$0	\$0
	Total	105	5	\$128,918	109	1	\$253,889	71	0	\$462,907	\$845,714
Feroz Merchant	174th District Court	43	0	\$54,847	48	1	\$61,252	36	0	\$41,912	\$158,011
	351st District Court	22	0	\$40,353	15	1	\$12,497	37	0	\$37,125	\$89,975
	183rd District Court	25	0	\$31,597	10	0	\$12,627	34	0	\$45,504	\$89,728
	232nd District Court	24	3	\$29,534	31	0	\$30,661	35	0	\$29,414	\$89,609
	339th District Court	10	0	\$14,017	24	0	\$21,646	18	0	\$25,440	\$61,103
	180th District Court	16	0	\$18,443	13	0	\$14,121	37	0	\$24,676	\$57,240
	178th District Court	7	0	\$10,908	14	1	\$13,207	33	0	\$31,585	\$55,700
	182nd District Court	20	0	\$12,976	22	0	\$23,673	17	0	\$13,046	\$49,695
	184th District Court	4	3	\$10,235	5	0	\$7,024	15	0	\$12,576	\$29,835
	209th District Court	8	0	\$9,742	4	0	\$2,470	17	0	\$16,662	\$28,874
	208th District Court	7	0	\$4,257	8	0	\$5,977	12	0	\$14,784	\$25,018
	185th District Court	4	0	\$4,600	5	0	\$6,104	13	0	\$13,734	\$24,438
	482nd District Court*	N/A	N/A	N/A	3	0	\$1,700	13	0	\$15,752	\$17,452
	337th District Court	7	0	\$15,934	0	0	\$0	0	0	\$0	\$15,934
	177th District Court	1	0	\$6,506	2	0	\$3,462	0	0	\$0	\$9,968
	262nd District Court	0	0	\$0	10	0	\$3,828	9	0	\$4,951	\$8,779
	176th District Court	5	0	\$7,612	1	0	\$938	0	0	\$0	\$8,550
	263rd District Court	2	0	\$3,450	3	0	\$1,791	4	0	\$2,458	\$7,699
	179th District Court	0	0	\$0	0	0	\$0	8	0	\$5,363	\$5,363
	248th District Court	1	0	\$548	0	0	\$0	1	0	\$0	\$548
	338th District Court	0	0	\$0	0	0	\$0	1	0	\$399	\$399
	230th District Court	1	0	\$217	0	0	\$0	0	0	\$0	\$217
	228th District Court	0	0	\$0	0	0	\$0	1	0	\$155	\$155
	Total	207	6	\$275,776	218	3	\$222,978	341	0	\$335,536	\$834,290

Appendix F

Attorney	Court	FY 2020			FY 2021			FY 2022		
		No. of Cases	No. of Term Vouchers	Paid Amount	No. of Cases	No. of Term Vouchers	Paid Amount	No. of Cases	No. of Term Vouchers	Paid Amount
Todd Ward	232nd District Court	17	0	\$17,190	53	0	\$93,943	44	0	\$81,352
	184th District Court	20	1	\$18,273	51	0	\$88,795	28	0	\$34,655
	337th District Court	8	0	\$10,577	21	2	\$54,031	26	0	\$22,044
	263rd District Court	10	0	\$10,667	26	0	\$47,533	9	0	\$23,735
	230th District Court	3	1	\$4,062	15	0	\$17,208	48	0	\$54,347
	185th District Court	8	0	\$9,044	13	0	\$17,270	26	0	\$37,133
	178th District Court	1	0	\$590	0	0	\$0	12	0	\$38,852
	182nd District Court	4	0	\$1,812	13	0	\$21,839	8	0	\$12,731
	338th District Court	8	1	\$9,044	7	0	\$5,722	3	0	\$6,579
	228th District Court	3	0	\$1,870	9	0	\$14,756	3	0	\$1,100
	209th District Court	0	0	\$0	8	0	\$16,676	0	0	\$0
	248th District Court	5	0	\$2,691	4	0	\$6,182	6	0	\$3,958
	351st District Court	6	0	\$9,779	1	0	\$1,510	0	0	\$0
	208th District Court	5	0	\$6,069	1	0	\$3,384	0	0	\$0
	482nd District Court*	N/A	N/A	N/A	0	0	\$0	5	0	\$6,321
	262nd District Court	0	0	\$0	1	0	\$885	2	0	\$4,373
	183rd District Court	0	0	\$0	3	0	\$4,625	0	0	\$0
	174th District Court	0	0	\$0	2	0	\$3,828	0	0	\$0
	177th District Court	2	0	\$3,479	0	0	\$0	0	0	\$0
	RIC	0	0	\$0	0	0	\$0	1	0	\$185
	Total	100	3	\$105,147	228	2	\$398,187	221	0	\$327,365
Loretta Muldrow	177th District Court	4	0	\$65,000	5	0	\$36,750	4	0	\$19,350
	183rd District Court	2	0	\$0	0	0	\$0	3	0	\$113,325
	228th District Court	3	0	\$54,360	2	0	\$35,940	2	0	\$9,600
	232nd District Court	2	0	\$75,000	0	0	\$0	0	0	\$0
	339th District Court	3	0	\$43,715	1	0	\$0	3	0	\$24,360
	180th District Court	2	0	\$12,835	3	0	\$0	4	0	\$52,037
	263rd District Court	1	0	\$19,875	3	0	\$35,025	1	0	\$0
	248th District Court	1	0	\$14,925	2	0	\$39,600	1	0	\$0
	182nd District Court	0	0	\$0	1	0	\$16,800	3	0	\$23,865
	209th District Court	5	0	\$22,465	5	0	\$10,057	2	0	\$0
	338th District Court	1	0	\$0	0	0	\$0	1	0	\$28,950
	184th District Court	0	0	\$0	1	0	\$19,800	1	0	\$0
	176th District Court	5	0	\$16,250	0	0	\$0	0	0	\$0
	178th District Court	1	0	\$12,927	2	0	\$0	0	0	\$0
	179th District Court	0	0	\$0	1	0	\$900	1	0	\$11,100
	208th District Court	0	0	\$0	0	0	\$0	2	0	\$11,820
	174th District Court	0	0	\$0	2	0	\$0	0	0	\$0
	230th District Court	1	0	\$0	0	0	\$0	1	0	\$0
	337th District Court	0	0	\$0	1	0	\$0	0	0	\$0
	Total	31	0	\$337,352	29	0	\$194,872	29	0	\$294,407

Appendix F

Attorney	Court	FY 2020			FY 2021			FY 2022			3 Years
		No. of Cases	No. of Term Vouchers	Paid Amount	No. of Cases	No. of Term Vouchers	Paid Amount	No. of Cases	No. of Term Vouchers	Paid Amount	Total Paid Amount
Kyle Sampson	180th District Court	6	0	\$9,003	45	10	\$74,811	64	0	\$63,101	\$146,915
	178th District Court	12	1	\$28,155	37	1	\$41,428	35	0	\$58,274	\$127,857
	182nd District Court	10	0	\$21,904	53	0	\$49,201	45	0	\$52,760	\$123,865
	176th District Court	4	0	\$6,437	40	0	\$43,874	19	0	\$10,605	\$60,916
	339th District Court	2	0	\$6,859	23	0	\$15,277	25	0	\$36,673	\$58,809
	209th District Court	6	0	\$5,037	26	0	\$43,213	3	0	\$4,800	\$53,050
	248th District Court	0	2	\$880	30	1	\$30,682	22	0	\$12,893	\$44,455
	183rd District Court	2	0	\$1,143	11	0	\$13,052	13	0	\$13,496	\$27,691
	230th District Court	1	4	\$2,448	14	2	\$15,641	11	2	\$9,589	\$27,678
	482nd District Court*	N/A	N/A	N/A	0	0	\$0	12	2	\$16,693	\$16,693
	337th District Court	0	0	\$0	7	0	\$6,809	11	2	\$9,257	\$16,066
	185th District Court	1	0	\$4,500	4	1	\$2,658	6	0	\$8,283	\$15,441
	263rd District Court	1	0	\$1,899	3	0	\$4,253	1	0	\$8,927	\$15,079
	262nd District Court	0	0	\$0	5	0	\$7,569	8	0	\$5,901	\$13,470
	232nd District Court	0	0	\$0	1	0	\$1,991	10	4	\$9,400	\$11,391
	184th District Court	2	0	\$2,268	9	0	\$5,141	2	1	\$3,972	\$11,381
	351st District Court	0	1	\$440	6	0	\$4,521	4	2	\$4,691	\$9,652
	338th District Court	0	1	\$1,760	7	0	\$3,330	6	0	\$4,416	\$9,506
	228th District Court	0	0	\$0	4	0	\$2,926	2	0	\$2,169	\$5,095
	208th District Court	0	0	\$0	3	0	\$3,639	0	0	\$0	\$3,639
	RIC	0	0	\$0	0	0	\$0	5	0	\$3,115	\$3,115
	HCCL No. 2	0	0	\$0	0	0	\$0	2	1	\$750	\$750
	HCCL No. 3	0	0	\$0	0	0	\$0	0	1	\$250	\$250
	Total	47	9	\$92,733	328	15	\$370,016	306	15	\$340,015	\$802,764
Sylvia Escobedo	263rd District Court	33	2	\$34,760	30	0	\$60,775	20	3	\$27,233	\$122,768
	339th District Court	11	0	\$6,196	41	0	\$41,699	36	0	\$50,567	\$98,462
	177th District Court	9	1	\$14,632	58	5	\$63,460	9	0	\$15,227	\$93,319
	232nd District Court	14	1	\$9,472	17	4	\$24,953	21	0	\$46,676	\$81,101
	184th District Court	12	4	\$21,466	20	3	\$39,745	16	3	\$14,149	\$75,360
	230th District Court	13	7	\$14,750	23	3	\$23,451	25	6	\$32,830	\$71,031
	337th District Court	1	0	\$0	0	2	\$880	15	1	\$39,897	\$40,777
	248th District Court	5	2	\$6,477	17	0	\$22,630	6	3	\$10,137	\$39,244
	185th District Court	0	0	\$0	5	0	\$18,533	11	0	\$20,516	\$39,049
	178th District Court	7	0	\$8,372	13	0	\$18,139	2	0	\$770	\$27,281
	182nd District Court	14	0	\$11,307	9	0	\$5,965	7	0	\$8,781	\$26,053
	183rd District Court	5	0	\$4,848	8	0	\$6,826	6	0	\$6,646	\$18,320
	315th District Court	2	0	\$1,575	1	0	\$2,290	3	0	\$9,315	\$13,180
	228th District Court	0	0	\$0	1	0	\$0	3	0	\$11,305	\$11,305
	174th District Court	5	1	\$3,342	1	0	\$3,158	1	0	\$4,413	\$10,913
	262nd District Court	0	0	\$0	1	0	\$2,935	3	0	\$4,389	\$7,324
	482nd District Court*	N/A	N/A	N/A	0	0	\$0	9	0	\$6,728	\$6,728
	209th District Court	5	0	\$5,270	0	0	\$0	0	0	\$0	\$5,270
	313th District Court	1	0	\$675	0	0	\$0	1	0	\$2,065	\$2,740
	180th District Court	2	0	\$1,214	0	0	\$0	4	0	\$1,523	\$2,737
	314th District Court	0	0	\$0	0	0	\$0	1	0	\$1,855	\$1,855
	338th District Court	0	0	\$0	1	0	\$704	0	0	\$0	\$704
	179th District Court	0	0	\$0	1	0	\$438	0	0	\$0	\$438
	Total	139	18	\$144,356	247	17	\$336,581	199	16	\$315,022	\$795,959

Appendix F

Attorney	Court	FY 2020			FY 2021			FY 2022			3 Years
		No. of Cases	No. of Term Vouchers	Paid Amount	No. of Cases	No. of Term Vouchers	Paid Amount	No. of Cases	No. of Term Vouchers	Paid Amount	Total Paid Amount
Charles Brodsky	232nd District Court	15	0	\$20,443	19	0	\$24,730	27	0	\$49,776	\$94,949
	263rd District Court	20	0	\$30,997	22	0	\$36,778	16	0	\$21,667	\$89,442
	248th District Court	14	0	\$15,730	14	0	\$22,633	28	0	\$27,065	\$65,428
	230th District Court	7	1	\$15,762	29	0	\$22,605	21	0	\$24,214	\$62,581
	HCCL No. 7	23	55	\$22,548	95	0	\$15,669	6	29	\$13,547	\$51,764
	209th District Court	5	0	\$7,238	2	0	\$3,555	24	0	\$35,569	\$46,362
	184th District Court	13	0	\$9,875	17	0	\$27,356	2	0	\$310	\$37,541
	179th District Court	3	0	\$5,748	5	0	\$3,295	19	0	\$24,185	\$33,228
	HCCL No. 5	0	22	\$5,750	82	22	\$17,950	31	4	\$7,550	\$31,250
	339th District Court	5	0	\$3,463	15	1	\$12,424	14	0	\$14,047	\$29,934
	HCCL No. 8	0	0	\$0	12	13	\$16,560	41	6	\$9,870	\$26,430
	185th District Court	2	0	\$1,105	9	0	\$15,836	7	0	\$8,942	\$25,883
	HCCL No. 9	4	0	\$1,360	0	9	\$7,750	49	6	\$16,200	\$25,310
	180th District Court	6	0	\$12,388	3	0	\$4,497	6	0	\$4,846	\$21,731
	228th District Court	0	0	\$0	5	0	\$7,465	11	0	\$13,156	\$20,621
	262nd District Court	3	0	\$6,402	6	0	\$11,426	3	0	\$2,754	\$20,582
	182nd District Court	10	0	\$5,743	11	0	\$4,722	11	0	\$8,693	\$19,158
	174th District Court	7	0	\$7,424	5	0	\$2,160	5	0	\$8,647	\$18,231
	HCCL No. 6	27	0	\$4,309	29	0	\$6,154	1	8	\$6,760	\$17,223
	208th District Court	1	0	\$0	8	0	\$14,316	0	0	\$0	\$14,316
	183rd District Court	3	0	\$4,334	5	0	\$4,809	1	0	\$3,600	\$12,743
	178th District Court	2	0	\$5,766	0	0	\$0	6	0	\$5,370	\$11,136
	482nd District Court*	N/A	N/A	N/A	0	0	\$0	8	0	\$11,109	\$11,109
	177th District Court	0	0	\$0	0	0	\$0	3	0	\$3,546	\$3,546
	351st District Court	1	0	\$200	2	0	\$2,475	0	0	\$0	\$2,675
	HCCL No. 13	2	0	\$615	0	0	\$0	0	0	\$0	\$615
	HCCL No. 15	0	1	\$250	0	0	\$0	0	0	\$0	\$250
	337th District Court	1	0	\$155	1	0	\$0	0	0	\$0	\$155
	HCCL No. 11	1	0	\$100	0	0	\$0	0	0	\$0	\$100
	Total	175	79	\$187,705	396	45	\$285,165	340	53	\$321,423	\$794,293

Appendix F

Attorney	Court	FY 2020			FY 2021			FY 2022			3 Years
		No. of Cases	No. of Term Vouchers	Paid Amount	No. of Cases	No. of Term Vouchers	Paid Amount	No. of Cases	No. of Term Vouchers	Paid Amount	Total Paid Amount
Jill Lansden	228th District Court	12	0	\$14,882	37	0	\$36,919	60	0	\$81,480	\$133,281
	174th District Court	10	3	\$8,192	24	6	\$30,773	32	1	\$49,466	\$88,431
	176th District Court	13	2	\$11,812	41	1	\$62,650	2	0	\$4,577	\$79,039
	HCCL No. 11	63	13	\$28,027	46	0	\$29,867	9	0	\$16,836	\$74,730
	182nd District Court	0	0	\$0	18	0	\$13,478	24	0	\$34,453	\$47,931
	178th District Court	6	0	\$10,873	24	1	\$36,636	0	0	\$0	\$47,509
	209th District Court	8	0	\$10,787	14	2	\$12,120	14	0	\$12,749	\$35,656
	248th District Court	7	1	\$13,802	3	1	\$3,730	19	0	\$16,726	\$34,258
	337th District Court	10	0	\$6,748	11	2	\$11,896	12	3	\$9,428	\$28,072
	232nd District Court	2	0	\$7,112	0	3	\$1,200	17	8	\$15,504	\$23,816
	482nd District Court*	N/A	N/A	N/A	0	0	\$0	9	1	\$21,935	\$21,935
	HCCL No. 8	0	0	\$0	1	23	\$6,710	20	24	\$12,870	\$19,580
	184th District Court	3	1	\$3,419	5	2	\$4,298	9	1	\$7,107	\$14,824
	351st District Court	0	0	\$0	3	0	\$2,253	11	0	\$12,394	\$14,647
	179th District Court	0	0	\$0	3	0	\$1,509	19	0	\$12,401	\$13,910
	339th District Court	1	0	\$520	4	0	\$4,775	5	0	\$7,229	\$12,524
	183rd District Court	0	0	\$0	10	0	\$8,926	5	0	\$3,448	\$12,374
	262nd District Court	0	0	\$0	0	0	\$0	6	0	\$11,514	\$11,514
	263rd District Court	0	0	\$0	3	0	\$2,330	11	0	\$7,031	\$9,361
	HCCL No. 2	11	1	\$6,446	3	0	\$1,935	0	0	\$0	\$8,381
	185th District Court	2	0	\$1,768	5	0	\$5,337	1	1	\$1,015	\$8,120
	338th District Court	0	0	\$0	0	1	\$2,000	12	0	\$4,798	\$6,798
	HCCL No. 10	11	0	\$4,025	0	0	\$0	0	0	\$0	\$4,025
	RIC	0	0	\$0	0	0	\$0	3	0	\$2,234	\$2,234
	208th District Court	1	0	\$452	0	0	\$0	0	0	\$0	\$452
	Total	160	21	\$128,865	255	42	\$279,342	300	39	\$345,195	\$753,402

Appendix F

Attorney	Court	FY 2020			FY 2021			FY 2022			3 Years
		No. of Cases	No. of Term Vouchers	Paid Amount	No. of Cases	No. of Term Vouchers	Paid Amount	No. of Cases	No. of Term Vouchers	Paid Amount	
Staci Biggar	RIC	0	53	\$94,600	70	25	\$71,501	84	0	\$37,501	\$203,602
	185th District Court	14	0	\$8,986	30	0	\$25,618	22	0	\$40,079	\$74,683
	HCCL No. 3	0	24	\$15,750	25	3	\$11,583	57	9	\$42,816	\$70,149
	351st District Court	11	0	\$25,202	16	0	\$26,321	5	0	\$14,330	\$65,853
	HCCL No. 1	0	0	\$0	11	12	\$15,300	49	0	\$36,690	\$51,990
	HCCL No. 16	117	0	\$44,737	14	0	\$6,350	1	0	\$450	\$51,537
	339th District Court	16	0	\$5,457	18	0	\$11,341	15	0	\$32,296	\$49,094
	183rd District Court	15	0	\$11,879	19	0	\$12,503	8	0	\$24,168	\$48,550
	337th District Court	11	0	\$9,653	31	0	\$11,823	31	0	\$20,064	\$41,540
	228th District Court	1	0	\$112	16	0	\$11,887	4	0	\$729	\$12,728
	178th District Court	4	0	\$825	11	0	\$5,417	31	0	\$5,140	\$11,382
	176th District Court	0	0	\$0	13	0	\$4,520	4	0	\$4,253	\$8,773
	180th District Court	2	0	\$322	12	0	\$5,053	3	0	\$2,246	\$7,621
	248th District Court	1	0	\$105	11	0	\$2,673	3	0	\$2,589	\$5,367
	262nd District Court	2	0	\$187	15	0	\$4,873	1	0	\$84	\$5,144
	184th District Court	3	0	\$1,200	6	0	\$1,988	5	0	\$1,598	\$4,786
	182nd District Court	0	0	\$0	13	0	\$4,210	1	0	\$202	\$4,412
	179th District Court	1	0	\$300	12	0	\$3,851	4	0	\$140	\$4,291
	263rd District Court	3	0	\$564	13	0	\$2,790	2	0	\$540	\$3,894
	338th District Court	2	0	\$398	5	0	\$1,520	2	0	\$1,690	\$3,608
	177th District Court	2	0	\$353	5	0	\$2,644	2	0	\$556	\$3,553
	209th District Court	5	0	\$637	8	0	\$1,828	2	0	\$824	\$3,289
	232nd District Court	3	0	\$750	5	0	\$1,711	1	0	\$285	\$2,746
	174th District Court	1	0	\$105	5	0	\$496	3	0	\$2,033	\$2,634
	208th District Court	3	0	\$563	7	0	\$1,460	0	0	\$0	\$2,023
	230th District Court	2	0	\$607	4	0	\$752	2	0	\$462	\$1,821
	HCCL No. 15	0	0	\$0	0	0	\$0	0	3	\$1,400	\$1,400
	HCCL No. 7	2	0	\$712	2	0	\$215	0	0	\$0	\$927
	HCCL No. 13	0	0	\$0	0	0	\$0	0	1	\$750	\$750
	HCCL No. 14	0	0	\$0	0	0	\$0	0	1	\$500	\$500
	HCCL No. 9	0	0	\$0	1	0	\$390	0	0	\$0	\$390
	HCCL No. 11	0	0	\$0	0	0	\$0	1	0	\$304	\$304
	HCCL No. 12	0	0	\$0	0	0	\$0	1	0	\$230	\$230
	482nd District Court*	N/A	N/A	N/A	0	0	\$0	1	0	\$75	\$75
	HCCL No. 5	0	0	\$0	0	0	\$0	2	0	\$0	\$0
	Total	221	77	\$224,004	398	40	\$250,618	347	14	\$275,024	\$749,646
Patricia Sedita	337th District Court	21	0	\$18,371	27	0	\$63,336	39	0	\$61,258	\$142,965
	339th District Court	43	0	\$43,614	25	0	\$36,635	25	0	\$42,937	\$123,186
	174th District Court	10	1	\$19,155	28	1	\$26,710	42	1	\$50,932	\$96,797
	185th District Court	38	0	\$39,408	9	0	\$14,304	11	0	\$15,880	\$69,592
	183rd District Court	24	0	\$19,320	10	0	\$17,640	14	0	\$22,476	\$59,436
	178th District Court	1	0	\$380	7	0	\$9,717	35	0	\$46,635	\$56,732
	184th District Court	3	3	\$3,095	11	2	\$14,479	7	0	\$22,250	\$39,824
	263rd District Court	12	1	\$12,731	9	0	\$18,120	3	0	\$8,161	\$39,012
	182nd District Court	9	0	\$8,865	8	0	\$18,891	6	0	\$10,412	\$38,168
	232nd District Court	2	1	\$857	7	1	\$7,384	5	1	\$9,412	\$17,653
	209th District Court	8	0	\$7,528	5	0	\$4,298	1	0	\$4,338	\$16,164
	338th District Court	0	0	\$0	10	1	\$8,796	7	0	\$6,201	\$14,997
	262nd District Court	0	0	\$0	4	1	\$4,249	2	0	\$1,677	\$5,926
	208th District Court	2	0	\$1,631	3	0	\$3,514	0	0	\$0	\$5,145
	180th District Court	2	0	\$2,170	0	0	\$0	3	0	\$2,502	\$4,672
	482nd District Court*	N/A	N/A	N/A	0	0	\$0	1	0	\$3,289	\$3,289
	176th District Court	1	0	\$1,522	1	0	\$262	0	0	\$0	\$1,784
	351st District Court	0	0	\$0	0	0	\$0	1	0	\$1,173	\$1,173
	Total	176	6	\$178,647	164	6	\$248,335	202	2	\$309,533	\$736,515

Appendix F

Attorney	Court	FY 2020			FY 2021			FY 2022			3 Years
		No. of Cases	No. of Term Vouchers	Paid Amount	No. of Cases	No. of Term Vouchers	Paid Amount	No. of Cases	No. of Term Vouchers	Paid Amount	Total Paid Amount
Kevin Stryker	248th District Court	42	4	\$41,121	31	3	\$27,949	37	0	\$36,521	\$105,591
	230th District Court	33	11	\$28,064	43	5	\$35,475	31	2	\$24,218	\$87,757
	182nd District Court	24	0	\$21,808	10	0	\$7,522	51	0	\$35,209	\$64,539
	HCCL No. 15	0	1	\$250	53	13	\$29,025	46	5	\$27,140	\$56,415
	209th District Court	12	1	\$8,855	26	0	\$23,803	17	0	\$23,594	\$56,252
	183rd District Court	15	0	\$11,486	12	0	\$11,119	23	0	\$23,277	\$45,882
	184th District Court	18	4	\$14,054	22	4	\$17,376	11	1	\$7,673	\$39,103
	185th District Court	7	4	\$3,966	14	1	\$14,627	8	0	\$8,019	\$26,612
	337th District Court	4	0	\$4,646	5	2	\$3,170	22	4	\$17,988	\$25,804
	351st District Court	7	1	\$5,672	14	0	\$9,276	9	0	\$9,889	\$24,837
	228th District Court	5	0	\$2,753	9	0	\$8,210	14	0	\$12,385	\$23,348
	179th District Court	0	0	\$0	3	0	\$1,555	29	0	\$20,118	\$21,673
	338th District Court	14	2	\$10,109	10	0	\$4,625	8	0	\$5,864	\$20,598
	HCCL No. 8	0	0	\$0	6	12	\$7,200	32	2	\$12,870	\$20,070
	HCCL No. 12	0	0	\$0	0	0	\$0	33	13	\$18,990	\$18,990
	263rd District Court	0	0	\$0	3	1	\$2,312	14	2	\$12,285	\$14,597
	482nd District Court*	N/A	N/A	N/A	0	0	\$0	11	2	\$12,335	\$12,335
	262nd District Court	0	0	\$0	2	0	\$2,671	10	0	\$9,108	\$11,779
	178th District Court	6	1	\$2,107	5	1	\$3,580	12	0	\$5,802	\$11,489
	232nd District Court	6	0	\$6,031	2	0	\$2,610	2	0	\$1,150	\$9,791
	HCCL No. 13	0	0	\$0	0	0	\$0	8	7	\$5,760	\$5,760
	HCCL No. 14	0	0	\$0	0	0	\$0	7	7	\$5,450	\$5,450
	208th District Court	0	0	\$0	5	0	\$2,555	3	0	\$2,798	\$5,353
	HCCL No. 16	0	0	\$0	0	0	\$0	1	7	\$2,160	\$2,160
	RIC	0	0	\$0	0	0	\$0	2	0	\$995	\$995
	HCCL No. 1	0	0	\$0	0	0	\$0	0	1	\$250	\$250
	Total	193	29	\$160,922	275	42	\$214,660	441	53	\$341,848	\$717,430

Appendix F

Attorney	Court	FY 2020			FY 2021			FY 2022			3 Years
		No. of Cases	No. of Term Vouchers	Paid Amount	No. of Cases	No. of Term Vouchers	Paid Amount	No. of Cases	No. of Term Vouchers	Paid Amount	Total Paid Amount
James Graves	262nd District Court	6	1	\$8,561	24	3	\$20,402	83	0	\$94,158	\$123,121
	185th District Court	6	2	\$5,345	13	1	\$13,049	25	1	\$51,120	\$69,514
	338th District Court	23	2	\$14,152	13	1	\$9,516	52	3	\$44,170	\$67,838
	339th District Court	8	0	\$18,131	10	0	\$9,847	27	1	\$36,644	\$64,622
	184th District Court	9	5	\$8,510	19	6	\$18,190	31	5	\$27,616	\$54,316
	182nd District Court	5	0	\$2,630	11	0	\$12,211	17	0	\$28,007	\$42,848
	178th District Court	2	0	\$1,585	12	1	\$15,939	19	0	\$25,206	\$42,730
	183rd District Court	7	0	\$4,633	12	0	\$12,767	23	0	\$23,944	\$41,344
	351st District Court	22	1	\$14,068	5	1	\$6,765	11	2	\$19,145	\$39,978
	209th District Court	0	0	\$0	7	1	\$4,868	17	1	\$21,641	\$26,509
	180th District Court	0	0	\$0	0	0	\$0	23	1	\$22,377	\$22,377
	232nd District Court	2	0	\$3,014	2	0	\$1,700	9	3	\$15,540	\$20,254
	263rd District Court	10	0	\$10,495	0	0	\$0	10	0	\$9,027	\$19,522
	176th District Court	7	0	\$3,415	8	0	\$10,936	1	0	\$367	\$14,718
	337th District Court	0	0	\$0	11	4	\$7,894	3	0	\$5,347	\$13,241
	248th District Court	1	0	\$750	0	0	\$0	3	1	\$12,194	\$12,944
	482nd District Court*	N/A	N/A	N/A	0	0	\$0	8	0	\$12,196	\$12,196
	179th District Court	0	0	\$0	0	0	\$0	5	0	\$7,954	\$7,954
	230th District Court	0	0	\$0	0	1	\$440	5	1	\$6,561	\$7,001
	177th District Court	0	0	\$0	0	0	\$0	8	0	\$4,959	\$4,959
	228th District Court	0	0	\$0	0	0	\$0	2	0	\$1,895	\$1,895
	174th District Court	1	0	\$255	0	0	\$0	1	0	\$1,269	\$1,524
	RIC	0	0	\$0	0	0	\$0	4	0	\$1,321	\$1,321
	208th District Court	0	0	\$0	1	0	\$620	0	0	\$0	\$620
	Total	109	11	\$95,544	148	19	\$145,144	387	19	\$472,658	\$713,346
David Garza	179th District Court	24	0	\$31,660	23	0	\$20,020	67	0	\$50,715	\$102,395
	228th District Court	18	0	\$24,420	17	0	\$12,540	41	0	\$47,067	\$84,027
	183rd District Court	26	0	\$27,392	22	0	\$26,420	22	0	\$11,880	\$65,692
	230th District Court	16	0	\$17,935	16	0	\$15,555	12	0	\$19,680	\$53,170
	262nd District Court	20	0	\$14,515	20	0	\$18,820	21	0	\$14,745	\$48,080
	209th District Court	14	0	\$22,325	10	0	\$11,235	10	0	\$8,540	\$42,100
	339th District Court	4	0	\$3,645	12	0	\$16,875	11	0	\$16,845	\$37,365
	351st District Court	16	0	\$16,825	17	0	\$16,935	2	0	\$2,225	\$35,985
	248th District Court	8	0	\$7,170	12	0	\$19,410	7	0	\$5,835	\$32,415
	178th District Court	20	0	\$21,720	6	0	\$3,470	3	0	\$5,380	\$30,570
	177th District Court	15	0	\$15,550	7	0	\$10,680	0	0	\$0	\$26,230
	263rd District Court	9	0	\$15,420	1	0	\$1,225	4	0	\$8,265	\$24,910
	182nd District Court	3	0	\$6,120	7	0	\$7,730	10	0	\$5,595	\$19,445
	338th District Court	2	0	\$1,360	9	0	\$4,600	15	0	\$12,850	\$18,810
	232nd District Court	6	0	\$8,395	3	0	\$3,020	5	0	\$5,010	\$16,425
	185th District Court	5	0	\$4,685	8	0	\$7,790	5	0	\$3,040	\$15,515
	482nd District Court*	N/A	N/A	N/A	0	0	\$0	8	1	\$13,565	\$13,565
	208th District Court	4	0	\$2,565	3	0	\$5,125	4	0	\$3,815	\$11,505
	174th District Court	3	0	\$4,135	3	0	\$4,875	1	0	\$1,280	\$10,290
	180th District Court	2	0	\$4,725	3	0	\$2,720	1	0	\$0	\$7,445
	337th District Court	4	0	\$2,540	1	0	\$995	1	0	\$2,225	\$5,760
	176th District Court	2	0	\$2,757	2	0	\$2,225	1	0	\$0	\$4,982
	RIC	0	0	\$0	0	0	\$0	4	0	\$2,455	\$2,455
	184th District Court	3	0	\$1,380	0	0	\$0	0	0	\$0	\$1,380

Appendix F

Attorney	Court	FY 2020			FY 2021			FY 2022			3 Years
		No. of Cases	No. of Term Vouchers	Paid Amount	No. of Cases	No. of Term Vouchers	Paid Amount	No. of Cases	No. of Term Vouchers	Paid Amount	
Robert Scott	263rd District Court	233	4	\$163,136	173	1	\$166,525	80	2	\$120,020	\$449,681
	185th District Court	11	0	\$4,945	18	0	\$23,060	33	1	\$39,555	\$67,560
	176th District Court	0	0	\$0	12	1	\$6,905	45	5	\$27,595	\$34,500
	177th District Court	0	0	\$0	0	0	\$0	41	1	\$27,640	\$27,640
	338th District Court	28	2	\$12,525	4	0	\$1,269	8	0	\$4,975	\$18,769
	178th District Court	3	1	\$3,085	6	0	\$2,580	15	0	\$10,850	\$16,515
	208th District Court	0	0	\$0	11	0	\$10,635	5	0	\$1,845	\$12,480
	180th District Court	0	0	\$0	7	0	\$1,865	17	0	\$10,525	\$12,390
	482nd District Court*	N/A	N/A	N/A	1	0	\$460	12	2	\$11,610	\$12,070
	183rd District Court	5	0	\$3,850	10	0	\$6,995	0	0	\$0	\$10,845
	351st District Court	0	0	\$0	2	0	\$255	5	0	\$6,310	\$6,565
	230th District Court	0	0	\$0	0	0	\$0	3	0	\$6,215	\$6,215
	232nd District Court	4	0	\$2,830	2	0	\$2,425	1	0	\$495	\$5,750
	184th District Court	3	0	\$4,095	1	0	\$930	1	0	\$410	\$5,435
	262nd District Court	0	0	\$0	1	0	\$205	10	0	\$4,945	\$5,150
	339th District Court	0	0	\$0	3	0	\$1,930	4	0	\$3,035	\$4,965
	209th District Court	0	0	\$0	0	0	\$0	5	0	\$4,680	\$4,680
	182nd District Court	0	0	\$0	0	0	\$0	3	0	\$1,285	\$1,285
	179th District Court	0	0	\$0	1	0	\$775	0	0	\$0	\$775
	RIC	0	0	\$0	0	0	\$0	1	0	\$620	\$620
	174th District Court	1	0	\$600	0	0	\$0	0	0	\$0	\$600
	337th District Court	0	0	\$0	1	0	\$0	1	0	\$0	\$0
	Total	288	7	\$195,066	253	2	\$226,814	290	11	\$282,610	\$704,490
Bret Kisluk	RIC	0	53	\$90,800	63	24	\$86,136	414	0	\$291,472	\$468,408
	248th District Court	13	0	\$990	4	0	\$2,220	10	0	\$11,715	\$14,925
	177th District Court	21	0	\$2,170	17	0	\$3,527	10	0	\$9,213	\$14,910
	180th District Court	9	0	\$1,269	14	0	\$5,672	8	0	\$7,749	\$14,690
	185th District Court	10	0	\$945	7	0	\$1,710	10	0	\$10,390	\$13,045
	209th District Court	19	0	\$1,360	18	0	\$5,940	10	0	\$5,521	\$12,821
	351st District Court	21	0	\$1,764	13	0	\$2,578	11	0	\$8,421	\$12,763
	262nd District Court	12	0	\$1,001	11	0	\$3,096	8	0	\$7,109	\$11,206
	230th District Court	25	0	\$2,785	7	0	\$1,748	7	0	\$6,435	\$10,968
	176th District Court	22	0	\$2,465	13	0	\$3,783	6	0	\$4,110	\$10,358
	263rd District Court	11	0	\$745	15	0	\$3,844	5	0	\$5,755	\$10,344
	228th District Court	20	0	\$1,097	7	0	\$1,169	9	0	\$6,815	\$9,081
	208th District Court	12	0	\$999	5	0	\$1,690	4	0	\$5,990	\$8,679
	179th District Court	10	0	\$1,065	10	0	\$4,088	8	0	\$3,430	\$8,583
	184th District Court	17	0	\$2,041	9	0	\$2,009	4	0	\$3,600	\$7,650
	232nd District Court	10	0	\$849	10	0	\$2,381	8	0	\$4,303	\$7,533
	182nd District Court	10	0	\$1,971	12	0	\$3,474	5	0	\$2,073	\$7,518
	339th District Court	12	0	\$990	12	0	\$2,075	7	0	\$4,295	\$7,360
	183rd District Court	22	0	\$1,212	6	0	\$1,850	5	0	\$3,717	\$6,779
	338th District Court	14	0	\$821	8	0	\$3,738	4	0	\$1,700	\$6,259
	337th District Court	8	0	\$533	5	0	\$1,975	4	0	\$3,223	\$5,731
	174th District Court	14	0	\$2,315	9	0	\$1,650	1	0	\$1,190	\$5,155
	178th District Court	14	0	\$1,282	7	0	\$1,341	1	0	\$535	\$3,158
	482nd District Court*	N/A	N/A	N/A	0	0	\$0	4	0	\$3,095	\$3,095
	Total	326	53	\$121,469	282	24	\$147,694	563	0	\$411,856	\$681,019

Appendix F

Attorney	Court	FY 2020			FY 2021			FY 2022			3 Years
		No. of Cases	No. of Term Vouchers	Paid Amount	No. of Cases	No. of Term Vouchers	Paid Amount	No. of Cases	No. of Term Vouchers	Paid Amount	Total Paid Amount
Daniel Werlinger	232nd District Court	14	1	\$106,285	8	0	\$16,236	1	0	\$1,215	\$123,736
	182nd District Court	5	0	\$8,074	0	0	\$0	6	0	\$84,638	\$92,712
	184th District Court	7	1	\$18,390	1	0	\$20,000	1	0	\$44,800	\$83,190
	230th District Court	9	7	\$11,409	19	0	\$33,614	19	0	\$26,014	\$71,037
	351st District Court	13	1	\$10,040	15	0	\$14,396	37	0	\$40,325	\$64,761
	209th District Court	8	0	\$28,599	7	0	\$15,478	4	0	\$14,356	\$58,433
	262nd District Court	1	0	\$0	8	0	\$45,198	4	0	\$13,068	\$58,266
	337th District Court	3	0	\$8,867	2	0	\$27,823	3	0	\$2,503	\$39,193
	248th District Court	5	1	\$5,060	7	0	\$13,632	3	0	\$3,372	\$22,064
	482nd District Court*	N/A	N/A	N/A	0	0	\$0	16	3	\$15,660	\$15,660
	263rd District Court	3	0	\$4,602	1	0	\$8,400	0	0	\$0	\$13,002
	185th District Court	1	1	\$807	6	0	\$7,070	0	0	\$0	\$7,877
	228th District Court	1	0	\$1,664	2	0	\$5,777	0	0	\$0	\$7,441
	339th District Court	1	0	\$2,052	2	0	\$1,958	1	0	\$1,307	\$5,317
	174th District Court	0	0	\$0	0	0	\$0	1	0	\$4,976	\$4,976
	180th District Court	2	0	\$4,685	0	0	\$0	0	0	\$0	\$4,685
	RIC	0	0	\$0	0	0	\$0	3	0	\$3,408	\$3,408
	178th District Court	0	0	\$0	0	0	\$0	2	0	\$1,273	\$1,273
	Total	73	12	\$210,534	78	0	\$209,582	101	3	\$256,915	\$677,031
Nora Morales	HCCL No. 3	71	23	\$50,813	373	53	\$234,554	253	37	\$197,271	\$482,638
	HCCL No. 8	70	56	\$63,260	80	0	\$50,240	14	0	\$8,600	\$122,100
	HCCL No. 10	65	0	\$21,285	2	0	\$1,270	0	0	\$0	\$22,555
	HCCL No. 2	18	0	\$10,857	0	0	\$0	3	6	\$8,910	\$19,767
	HCCL No. 1	0	0	\$0	0	0	\$0	0	6	\$6,650	\$6,650
	HCCL No. 4	0	0	\$0	0	0	\$0	0	4	\$5,125	\$5,125
	HCCL No. 6	1	0	\$312	0	0	\$0	6	0	\$3,510	\$3,822
	257th District Court	0	0	\$0	0	0	\$0	0	0	\$1,935	\$1,935
	313th District Court	2	0	\$800	0	0	\$0	6	0	\$925	\$1,725
	245th District Court	0	0	\$0	0	0	\$0	0	0	\$1,460	\$1,460
	HCCL No. 7	0	0	\$0	2	0	\$535	0	0	\$0	\$535
	HCCL No. 12	1	0	\$450	0	0	\$0	0	0	\$0	\$450
	Total	228	79	\$147,777	457	53	\$286,599	282	53	\$234,386	\$668,762

Appendix F

Attorney	Court	FY 2020			FY 2021			FY 2022			3 Years
		No. of Cases	No. of Term Vouchers	Paid Amount	No. of Cases	No. of Term Vouchers	Paid Amount	No. of Cases	No. of Term Vouchers	Paid Amount	Total Paid Amount
Gerald Bourque	182nd District Court	1	0	\$57,548	1	0	\$29,400	1	0	\$58,980	\$145,928
	228th District Court	1	0	\$67,500	1	0	\$27,600	1	0	\$25,500	\$120,600
	208th District Court	1	0	\$39,931	1	0	\$40,125	1	0	\$37,500	\$117,556
	337th District Court	1	0	\$52,680	1	0	\$0	1	0	\$54,113	\$106,793
	263rd District Court	1	0	\$28,078	1	0	\$25,050	1	0	\$37,500	\$90,628
	179th District Court	1	0	\$50,295	0	0	\$0	0	0	\$0	\$50,295
	178th District Court	0	0	\$0	1	0	\$0	1	0	\$34,725	\$34,725
	Total	6	0	\$296,032	6	0	\$122,175	6	0	\$248,318	\$666,525
Nathan Hennigan	182nd District Court	57	0	\$66,456	43	0	\$40,131	56	0	\$53,040	\$159,627
	263rd District Court	14	0	\$14,882	33	0	\$50,273	28	0	\$41,175	\$106,330
	248th District Court	18	0	\$23,378	2	0	\$1,588	12	0	\$32,928	\$57,894
	185th District Court	17	0	\$23,118	5	0	\$11,227	8	0	\$13,960	\$48,305
	228th District Court	16	0	\$32,675	4	0	\$5,705	7	0	\$6,475	\$44,855
	339th District Court	0	0	\$0	20	0	\$13,947	25	0	\$29,395	\$43,342
	184th District Court	9	0	\$13,672	3	0	\$6,825	4	0	\$11,192	\$31,689
	183rd District Court	12	0	\$12,633	4	0	\$5,913	8	0	\$12,242	\$30,788
	230th District Court	3	1	\$3,318	5	0	\$10,364	8	0	\$13,712	\$27,394
	209th District Court	0	0	\$0	7	0	\$9,375	17	0	\$16,297	\$25,672
	262nd District Court	3	0	\$3,800	1	0	\$1,555	15	0	\$15,865	\$21,220
	482nd District Court*	N/A	N/A	N/A	0	0	\$0	19	0	\$19,085	\$19,085
	337th District Court	0	0	\$0	9	0	\$5,788	11	0	\$11,539	\$17,327
	178th District Court	1	0	\$2,502	5	0	\$6,997	5	0	\$4,853	\$14,352
	232nd District Court	1	0	\$2,990	2	0	\$2,097	1	0	\$5,177	\$10,264
	351st District Court	0	0	\$0	1	0	\$1,410	4	0	\$5,157	\$6,567
	179th District Court	0	0	\$0	0	0	\$0	2	0	\$410	\$410
	338th District Court	1	0	\$155	0	0	\$0	0	0	\$0	\$155
	Total	152	1	\$199,579	144	0	\$173,195	230	0	\$292,502	\$665,276

Appendix F

Attorney	Court	FY 2020			FY 2021			FY 2022			3 Years
		No. of Cases	No. of Term Vouchers	Paid Amount	No. of Cases	No. of Term Vouchers	Paid Amount	No. of Cases	No. of Term Vouchers	Paid Amount	
Eileen Bogar	177th District Court	223	16	\$136,417	220	8	\$146,861	85	6	\$63,215	\$346,493
	185th District Court	15	2	\$10,071	19	0	\$17,477	17	0	\$14,723	\$42,271
	179th District Court	24	0	\$11,713	29	0	\$12,723	27	0	\$13,428	\$37,864
	178th District Court	14	1	\$8,657	15	1	\$8,263	36	1	\$15,850	\$32,770
	262nd District Court	17	1	\$17,423	14	0	\$9,141	6	0	\$4,454	\$31,018
	338th District Court	0	1	\$1,200	8	1	\$4,800	43	1	\$21,924	\$27,924
	184th District Court	0	0	\$0	16	6	\$8,862	32	7	\$18,239	\$27,101
	182nd District Court	10	0	\$6,680	3	0	\$2,348	15	0	\$9,828	\$18,856
	482nd District Court*	N/A	N/A	N/A	4	0	\$850	21	3	\$16,194	\$17,044
	339th District Court	10	0	\$4,859	11	0	\$9,910	2	0	\$0	\$14,769
	209th District Court	4	0	\$1,988	2	0	\$2,732	8	0	\$6,462	\$11,182
	183rd District Court	5	0	\$3,800	6	0	\$4,790	0	0	\$0	\$8,590
	208th District Court	3	0	\$2,938	12	0	\$4,804	1	0	\$690	\$8,432
	232nd District Court	2	0	\$0	1	1	\$1,000	13	1	\$6,582	\$7,582
	180th District Court	10	0	\$6,658	0	0	\$0	0	0	\$0	\$6,658
	176th District Court	2	0	\$742	4	0	\$4,658	1	0	\$0	\$5,400
	337th District Court	6	0	\$2,760	2	0	\$1,068	1	0	\$0	\$3,828
	351st District Court	0	0	\$0	0	0	\$0	5	0	\$2,415	\$2,415
	228th District Court	2	0	\$0	3	0	\$1,240	1	0	\$1,085	\$2,325
	248th District Court	2	0	\$1,080	0	0	\$0	0	0	\$0	\$1,080
	RIC	0	0	\$0	0	0	\$0	3	0	\$1,070	\$1,070
	230th District Court	2	0	\$815	0	0	\$0	0	0	\$0	\$815
	Total	351	21	\$217,801	369	17	\$241,527	317	19	\$196,159	\$655,487
Equator Turner	177th District Court	1	5	\$7,355	69	13	\$48,749	97	9	\$90,279	\$146,383
	HCCL No. 14	5	27	\$18,000	1	51	\$52,190	73	0	\$12,950	\$83,140
	262nd District Court	3	5	\$5,505	15	9	\$11,592	45	1	\$37,466	\$54,563
	338th District Court	2	3	\$4,270	15	6	\$13,043	32	5	\$29,558	\$46,871
	230th District Court	2	3	\$1,812	8	9	\$5,729	26	13	\$32,884	\$40,425
	263rd District Court	3	1	\$1,595	21	1	\$10,786	21	0	\$25,600	\$37,981
	183rd District Court	3	0	\$1,085	17	0	\$10,085	23	0	\$21,635	\$32,805
	184th District Court	7	7	\$6,101	9	2	\$5,839	16	14	\$18,277	\$30,217
	209th District Court	3	0	\$1,192	22	2	\$14,473	10	0	\$13,192	\$28,857
	HCCL No. 13	21	0	\$3,290	0	0	\$0	21	24	\$24,910	\$28,200
	248th District Court	3	2	\$1,495	8	3	\$4,352	16	7	\$19,269	\$25,116
	178th District Court	5	0	\$1,780	19	2	\$6,858	13	0	\$9,170	\$17,808
	482nd District Court*	N/A	N/A	N/A	0	1	\$400	12	8	\$15,839	\$16,239
	185th District Court	3	0	\$1,080	3	1	\$865	10	1	\$13,361	\$15,306
	351st District Court	0	1	\$360	4	0	\$1,465	3	2	\$7,797	\$9,622
	HCCL No. 4	5	19	\$8,550	8	0	\$600	0	0	\$0	\$9,150
	HCCL No. 15	74	0	\$8,390	3	0	\$150	1	0	\$150	\$8,690
	179th District Court	0	0	\$0	3	0	\$2,534	4	0	\$4,635	\$7,169
	337th District Court	0	0	\$0	1	0	\$1,453	1	3	\$2,310	\$3,763
	339th District Court	0	0	\$0	0	0	\$0	3	0	\$3,222	\$3,222
	174th District Court	0	0	\$0	0	0	\$0	0	2	\$2,400	\$2,400
	180th District Court	0	0	\$0	0	0	\$0	2	1	\$2,174	\$2,174
	232nd District Court	0	0	\$0	2	0	\$620	1	2	\$1,261	\$1,881
	208th District Court	0	0	\$0	0	0	\$0	1	0	\$840	\$840
	HCCL No. 6	9	0	\$650	0	0	\$0	0	0	\$0	\$650
	HCCL No. 2	1	1	\$300	2	0	\$300	0	0	\$0	\$600
	Total	150	74	\$72,810	230	100	\$192,083	431	92	\$389,179	\$654,072

Appendix G

As an extension from the consolidated 3 years total in **Figure 8**, the tables below present the top 50 highest paid court-appointed attorney fees by service types, including expert witness and investigators' fees, for each fiscal year: 2022, 2021, and 2020.

Fiscal Year 2022								
Attorney	In Court Activities	Jail Visits	Term Assignments	Other Attorney Fees	Total Attorney Fees	Expert Fees	Investigator Fees	FY2022 Total All Costs
Jimmy Ortiz	\$300,492	\$9,300	\$0	\$438,653	\$748,445	\$18,058	\$202,391	\$968,894
Jerome Godinich	\$370,620	\$1,500	\$7,920	\$205,910	\$585,950	\$220,040	\$12,150	\$818,140
Jeanie Ortiz	\$424,675	\$5,094	\$30,360	\$545,879	\$1,006,008	\$9,331	\$89,082	\$1,104,421
Thomas Dupont	\$269,255	\$3,928	\$3,520	\$366,158	\$642,861	\$12,000	\$93,231	\$748,092
Riddhi Desai	\$384,365	\$10,346	\$56,750	\$135,257	\$586,718	\$0	\$1,084	\$587,802
Alex Nunnery	\$68,535	\$4,050	\$0	\$146,214	\$218,799	\$3,375	\$81,260	\$303,434
James Reed	\$258,623	\$15,763	\$44,350	\$122,513	\$441,249	\$0	\$101,915	\$543,164
Anthony Osso	\$84,695	\$2,400	\$0	\$579,932	\$667,027	\$55,836	\$56,479	\$779,342
Hans Nielsen	\$175,500	\$15,778	\$7,920	\$183,980	\$383,178	\$8,071	\$65,617	\$456,866
Bryan Savoy	\$149,062	\$5,875	\$0	\$268,091	\$423,028	\$32,439	\$48,132	\$503,599
Paria Rafiee	\$293,550	\$482	\$46,700	\$75,573	\$416,305	\$0	\$23,505	\$439,810
Lisa Andrews	\$69,615	\$3,791	\$0	\$417,428	\$490,834	\$33,490	\$28,878	\$553,202
Jose Vela	\$202,005	\$2,830	\$39,175	\$271,136	\$515,146	\$12,272	\$28,782	\$556,200
Danny Easterling	\$163,535	\$14,798	\$0	\$173,956	\$352,289	\$18,624	\$4,844	\$375,757
James Stafford	\$14,805	\$11,130	\$0	\$360,894	\$386,829	\$67,666	\$0	\$454,495
Loretta Muldrow	\$74,775	\$3,165	\$0	\$216,467	\$294,407	\$76,596	\$43,810	\$414,813
Mario Madrid	\$208,035	\$5,142	\$0	\$152,037	\$365,214	\$0	\$23,154	\$388,368
Cary Higginbotham	\$175,398	\$8,145	\$3,080	\$175,212	\$361,835	\$34,910	\$9,486	\$406,231
R. P. Cornelius	\$96,375	\$66,907	\$0	\$240,938	\$404,220	\$0	\$904	\$405,124
Melissa Dickson	\$273,900	\$8,869	\$800	\$134,233	\$417,802	\$5,250	\$12,509	\$435,561
Cheryl Brown	\$395,990	\$1,547	\$33,200	\$162,289	\$593,026	\$0	\$1,951	\$594,977
Mark Lipkin	\$322,025	\$4,427	\$4,800	\$99,978	\$431,230	\$0	\$15,965	\$447,195
Lori Deangelo	\$330,790	\$0	\$0	\$136,340	\$467,130	\$0	\$19,205	\$486,335
Justin Keiter	\$149,823	\$2,447	\$0	\$293,164	\$445,434	\$23,400	\$15,490	\$484,324
Sylvia Escobedo	\$155,700	\$2,469	\$7,040	\$149,813	\$315,022	\$0	\$44,287	\$359,309
Mary Conn	\$91,025	\$6,725	\$0	\$361,472	\$459,222	\$16,188	\$9,928	\$485,338
Staci Biggar	\$9,650	\$0	\$8,650	\$256,724	\$275,024	\$66,425	\$3,445	\$344,894
Dionne Press	\$295,055	\$2,626	\$28,350	\$118,820	\$444,851	\$0	\$1,866	\$446,717
Markay Stroud	\$165,720	\$8,293	\$0	\$161,246	\$335,259	\$26,904	\$7,171	\$369,334
Patrick Ruzzo	\$185,450	\$1,327	\$9,680	\$100,628	\$297,085	\$0	\$16,609	\$313,694
Feroz Merchant	\$204,715	\$19,663	\$0	\$111,158	\$335,536	\$8,938	\$11,422	\$355,896
Ted Doeblbler	\$360,795	\$3,726	\$2,640	\$67,239	\$434,400	\$0	\$0	\$434,400
Robert Scott	\$247,055	\$2,165	\$8,360	\$25,030	\$282,610	\$0	\$56,275	\$338,885
Charles Brodsky	\$205,665	\$2,848	\$29,350	\$83,560	\$321,423	\$5,400	\$29,505	\$356,328
James Mount	\$289,895	\$250	\$0	\$125,467	\$415,612	\$0	\$0	\$415,612
Eileen Bogar	\$156,975	\$3,047	\$13,600	\$22,537	\$196,159	\$1,500	\$45,724	\$243,383
Todd Ward	\$165,500	\$14,209	\$0	\$147,656	\$327,365	\$5,162	\$1,804	\$334,331
Kyle Sampson	\$242,130	\$6,494	\$8,030	\$83,361	\$340,015	\$6,000	\$4,384	\$350,399
Steven Greenlee	\$381,710	\$7,210	\$41,360	\$3,560	\$433,840	\$0	\$0	\$433,840
Patricia Sedita	\$78,180	\$3,391	\$2,640	\$225,322	\$309,533	\$4,106	\$12,143	\$325,782
Daniel Werlinger	\$76,468	\$1,871	\$1,320	\$177,256	\$256,915	\$7,050	\$8,687	\$272,652
Jill Lansden	\$221,480	\$847	\$13,700	\$109,168	\$345,195	\$0	\$3,375	\$348,570
Tyrone Moncriste	\$30,225	\$17,625	\$0	\$191,835	\$239,685	\$54,270	\$34,675	\$328,630
David Garza	\$149,780	\$530	\$400	\$90,302	\$241,012	\$0	\$9,456	\$250,468
Jonathan Stephenson	\$168,518	\$17,253	\$1,760	\$158,636	\$346,167	\$19,705	\$52,111	\$417,983
Kevin Stryker	\$195,950	\$13,828	\$23,550	\$108,520	\$341,848	\$0	\$2,294	\$344,142
Gerald Bourque	\$0	\$0	\$0	\$248,318	\$248,318	\$12,395	\$4,934	\$265,647
James Graves	\$318,420	\$42,512	\$14,520	\$97,206	\$472,658	\$0	\$0	\$472,658
Sally Ring	\$198,740	\$1,571	\$11,440	\$46,800	\$258,551	\$15,072	\$3,550	\$277,173
Inger Chandler	\$359,210	\$2,181	\$0	\$36,644	\$398,035	\$7,714	\$65,519	\$471,268

Appendix G

Fiscal Year 2021								
Attorney	In Court Activities	Jail Visits	Term Assignments	Other Attorney Fees	Total Attorney Fees	Expert Fees	Investigator Fees	FY2021 Total All Costs
Jimmy Ortiz	\$306,135	\$11,034	\$0	\$489,018	\$806,187	\$27,115	\$92,433	\$925,735
Jerome Godinich	\$248,810	\$2,670	\$10,120	\$259,440	\$521,040	\$83,942	\$29,580	\$634,562
Jeanie Ortiz	\$230,150	\$1,685	\$53,780	\$236,845	\$522,460	\$2,188	\$71,620	\$596,268
Thomas Dupont	\$217,825	\$486	\$35,200	\$268,624	\$522,135	\$9,900	\$72,332	\$604,367
Riddhi Desai	\$276,599	\$19,597	\$32,500	\$112,204	\$440,899	\$0	\$0	\$440,899
Alex Nunnery	\$6,385	\$95	\$0	\$355,683	\$362,163	\$7,738	\$86,317	\$456,218
James Reed	\$143,330	\$13,199	\$52,700	\$101,346	\$310,575	\$0	\$66,413	\$376,988
Anthony Osso	\$2,670	\$225	\$0	\$82,135	\$85,030	\$26,234	\$2,780	\$114,044
Hans Nielsen	\$127,595	\$12,956	\$10,180	\$163,265	\$313,996	\$1,565	\$29,170	\$344,730
Bryan Savoy	\$112,530	\$0	\$3,960	\$137,397	\$253,887	\$35,918	\$29,124	\$318,929
Paria Rafiee	\$226,790	\$1,908	\$38,900	\$86,072	\$353,670	\$600	\$46,200	\$400,470
Lisa Andrews	\$36,070	\$4,218	\$0	\$44,879	\$85,167	\$18,953	\$16,714	\$120,834
Jose Vela	\$129,375	\$9,037	\$68,400	\$104,565	\$311,377	\$0	\$29,688	\$341,065
Danny Easterling	\$155,985	\$9,898	\$4,400	\$166,289	\$336,572	\$27,675	\$9,374	\$373,621
James Stafford	\$7,845	\$13,845	\$0	\$174,035	\$195,725	\$59,269	\$0	\$254,994
Loretta Muldrow	\$19,045	\$150	\$0	\$175,677	\$194,872	\$0	\$52,631	\$247,503
Mario Madrid	\$181,440	\$4,638	\$0	\$175,161	\$361,239	\$4,493	\$7,526	\$373,258
Cary Higginbotham	\$145,685	\$1,585	\$2,640	\$77,373	\$227,283	\$10,788	\$12,205	\$250,276
R. P. Cornelius	\$61,060	\$46,479	\$0	\$189,803	\$297,342	\$1,450	\$14,193	\$312,985
Melissa Dickson	\$172,735	\$8,488	\$42,450	\$110,048	\$333,721	\$12,625	\$13,731	\$360,077
Cheryl Brown	\$149,370	\$1,320	\$51,100	\$74,867	\$276,657	\$0	\$0	\$276,657
Mark Lipkin	\$173,805	\$3,935	\$10,000	\$52,079	\$239,819	\$5,000	\$6,177	\$250,996
Lori Deangelo	\$120,210	\$0	\$45,760	\$115,958	\$281,928	\$0	\$8,017	\$289,945
Justin Keiter	\$111,185	\$3,303	\$440	\$132,926	\$247,854	\$31,490	\$1,590	\$280,934
Sylvia Escobedo	\$169,340	\$3,031	\$11,000	\$153,210	\$336,581	\$0	\$61,786	\$398,367
Mary Conn	\$66,530	\$4,436	\$440	\$182,483	\$253,889	\$10,419	\$22,147	\$286,455
Staci Biggar	\$15,040	\$40	\$58,140	\$177,398	\$250,618	\$63,299	\$10,285	\$324,202
Dionne Press	\$105,025	\$1,662	\$56,600	\$60,207	\$223,494	\$0	\$361	\$223,855
Markay Stroud	\$130,765	\$9,847	\$1,320	\$160,720	\$302,652	\$9,112	\$5,596	\$317,360
Patrick Ruzzo	\$171,170	\$1,025	\$12,760	\$110,692	\$295,647	\$2,380	\$10,506	\$308,533
Feroz Merchant	\$142,180	\$9,216	\$3,080	\$68,502	\$222,978	\$13,104	\$6,796	\$242,878
Ted Doeblbler	\$227,115	\$6,654	\$2,640	\$54,293	\$290,702	\$0	\$0	\$290,702
Robert Scott	\$183,690	\$589	\$2,640	\$39,574	\$226,493	\$1,700	\$70,950	\$299,143
Charles Brodsky	\$168,660	\$2,443	\$32,190	\$81,872	\$285,165	\$9,750	\$23,602	\$318,517
James Mount	\$91,720	\$280	\$93,270	\$74,445	\$259,715	\$0	\$0	\$259,715
Eileen Bogar	\$170,265	\$11,217	\$16,400	\$43,645	\$241,527	\$596	\$78,655	\$320,778
Todd Ward	\$180,790	\$14,119	\$880	\$202,398	\$398,187	\$0	\$320	\$398,507
Kyle Sampson	\$249,855	\$10,677	\$21,560	\$87,924	\$370,016	\$2,400	\$3,481	\$375,897
Steven Greenlee	\$177,285	\$2,060	\$31,680	\$4,700	\$215,725	\$0	\$0	\$215,725
Patricia Sedita	\$62,685	\$5,023	\$6,160	\$174,467	\$248,335	\$6,618	\$4,948	\$259,901
Daniel Werlinger	\$65,555	\$4,236	\$0	\$139,791	\$209,582	\$29,882	\$14,544	\$254,008
Jill Lansden	\$127,820	\$1,707	\$15,700	\$132,171	\$277,398	\$0	\$0	\$277,398
Tyrone Moncriffe	\$3,825	\$1,425	\$0	\$154,537	\$159,787	\$28,834	\$5,132	\$193,753
David Garza	\$130,285	\$2,920	\$0	\$79,060	\$212,265	\$0	\$14,564	\$226,829
Jonathan Stephenson	\$90,110	\$4,422	\$1,320	\$65,639	\$161,491	\$3,897	\$14,808	\$180,196
Kevin Stryker	\$117,285	\$8,942	\$22,550	\$65,883	\$214,660	\$438	\$1,284	\$216,382
Gerald Bourque	\$0	\$0	\$0	\$122,175	\$122,175	\$8,332	\$9,583	\$140,090
James Graves	\$101,070	\$17,188	\$12,760	\$14,126	\$145,144	\$0	\$0	\$145,144
Sally Ring	\$134,525	\$3,449	\$25,520	\$40,835	\$204,329	\$3,650	\$4,521	\$212,500
Inger Chandler	\$43,585	\$561	\$13,200	\$18,749	\$76,095	\$10,000	\$5,485	\$91,580

Appendix G

Fiscal Year 2020								
Attorney	In Court Activities	Jail Visits	Term Assignments	Other Attorney Fees	Total Attorney Fees	Expert Fees	Investigator Fees	FY2020 Total All Costs
Jimmy Ortiz	\$188,020	\$3,868	\$0	\$560,994	\$752,882	\$46,326	\$102,306	\$901,514
Jerome Godinich	\$146,390	\$0	\$1,760	\$391,200	\$539,350	\$125,417	\$73,600	\$738,367
Jeanie Ortiz	\$197,335	\$1,944	\$53,340	\$99,400	\$352,019	\$0	\$49,507	\$401,526
Thomas Dupont	\$205,615	\$884	\$20,240	\$253,269	\$480,008	\$11,875	\$64,963	\$556,846
Riddhi Desai	\$165,920	\$20,356	\$48,850	\$51,885	\$287,011	\$0	\$1,036	\$288,047
Alex Nunnery	\$23,780	\$0	\$0	\$416,155	\$439,935	\$14,091	\$48,783	\$502,809
James Reed	\$95,410	\$105	\$61,300	\$63,693	\$220,508	\$1,950	\$32,532	\$254,990
Anthony Osso	\$0	\$0	\$0	\$225,000	\$225,000	\$31,540	\$23,940	\$280,480
Hans Nielsen	\$135,575	\$11,961	\$12,760	\$159,392	\$319,688	\$1,500	\$8,321	\$329,509
Bryan Savoy	\$94,070	\$1,080	\$3,960	\$164,481	\$263,591	\$10,270	\$27,468	\$301,329
Paria Rafiee	\$129,445	\$1,425	\$56,800	\$63,574	\$251,244	\$0	\$20,200	\$271,444
Lisa Andrews	\$126,230	\$2,031	\$3,080	\$279,370	\$410,711	\$13,105	\$9,249	\$433,065
Jose Vela	\$86,560	\$5,818	\$52,920	\$43,578	\$188,876	\$0	\$10,471	\$199,347
Danny Easterling	\$132,035	\$12,448	\$8,800	\$140,504	\$293,787	\$30,482	\$7,895	\$332,164
James Stafford	\$19,275	\$16,353	\$0	\$274,831	\$310,459	\$55,944	\$1,200	\$367,603
Loretta Muldrow	\$30,915	\$1,005	\$0	\$305,432	\$337,352	\$0	\$54,194	\$391,546
Mario Madrid	\$124,675	\$2,773	\$0	\$131,930	\$259,378	\$0	\$19,630	\$279,008
Cary Higginbotham	\$93,695	\$4,645	\$4,840	\$235,887	\$339,067	\$13,900	\$9,632	\$362,599
R. P. Cornelius	\$73,570	\$21,973	\$4,840	\$149,074	\$249,457	\$2,500	\$16,187	\$268,144
Melissa Dickson	\$112,165	\$815	\$11,450	\$55,596	\$180,026	\$0	\$9,005	\$189,031
Cheryl Brown	\$18,604	\$0	\$56,400	\$15,492	\$90,496	\$0	\$0	\$90,496
Mark Lipkin	\$158,335	\$4,187	\$6,800	\$80,610	\$249,932	\$0	\$5,897	\$255,829
Lori Deangelo	\$0	\$0	\$102,960	\$69,336	\$172,296	\$0	\$1,671	\$173,967
Justin Keiter	\$83,385	\$7,331	\$0	\$68,040	\$158,756	\$20,940	\$4,894	\$184,590
Sylvia Escobedo	\$79,705	\$897	\$9,240	\$54,514	\$144,356	\$0	\$40,123	\$184,479
Mary Conn	\$46,420	\$6,580	\$5,675	\$69,683	\$128,358	\$16,197	\$24,560	\$169,115
Staci Biggar	\$22,800	\$0	\$110,350	\$90,869	\$224,019	\$42,833	\$0	\$266,852
Dionne Press	\$147,695	\$627	\$55,700	\$57,944	\$261,966	\$1,500	\$792	\$264,258
Markay Stroud	\$107,440	\$10,988	\$0	\$110,101	\$228,529	\$10,857	\$7,263	\$246,649
Patrick Ruzzo	\$165,535	\$357	\$11,000	\$111,880	\$288,772	\$0	\$12,948	\$301,720
Feroz Merchant	\$153,675	\$14,122	\$2,640	\$105,339	\$275,776	\$37,894	\$10,963	\$324,633
Ted Doeblbler	\$128,765	\$3,035	\$16,720	\$38,331	\$186,851	\$0	\$0	\$186,851
Robert Scott	\$170,475	\$360	\$9,680	\$14,551	\$195,066	\$0	\$66,820	\$261,886
Charles Brodsky	\$105,385	\$2,963	\$25,440	\$53,917	\$187,705	\$2,500	\$19,268	\$209,473
James Mount	\$15,000	\$449	\$106,760	\$85,224	\$207,433	\$0	\$319	\$207,752
Eileen Bogar	\$133,300	\$10,147	\$23,600	\$50,754	\$217,801	\$0	\$72,097	\$289,898
Todd Ward	\$43,200	\$9,934	\$1,760	\$50,253	\$105,147	\$0	\$0	\$105,147
Kyle Sampson	\$52,900	\$4,160	\$5,280	\$30,393	\$92,733	\$0	\$2,278	\$95,011
Steven Greenlee	\$125,450	\$3,070	\$11,440	\$5,330	\$145,290	\$0	\$0	\$145,290
Patricia Sedita	\$23,740	\$1,008	\$6,160	\$147,739	\$178,647	\$16,353	\$4,804	\$199,804
Daniel Werlinger	\$49,080	\$2,590	\$7,040	\$151,824	\$210,534	\$21,985	\$5,110	\$237,629
Jill Lansden	\$54,855	\$75	\$16,250	\$57,685	\$128,865	\$0	\$0	\$128,865
Tyrone Moncriste	\$7,650	\$0	\$0	\$174,199	\$181,849	\$22,934	\$22,631	\$227,414
David Garza	\$150,690	\$2,480	\$0	\$104,069	\$257,239	\$0	\$11,190	\$268,429
Jonathan Stephenson	\$50,795	\$8,268	\$0	\$63,197	\$122,260	\$0	\$7,829	\$130,089
Kevin Stryker	\$91,845	\$14,242	\$15,850	\$38,985	\$160,922	\$0	\$1,912	\$162,834
Gerald Bourque	\$0	\$0	\$0	\$296,032	\$296,032	\$1,250	\$16,424	\$313,706
James Graves	\$75,370	\$8,786	\$8,360	\$3,028	\$95,544	\$0	\$0	\$95,544
Sally Ring	\$127,685	\$6,620	\$16,720	\$39,729	\$190,754	\$7,050	\$5,280	\$203,084
Inger Chandler	\$68,185	\$486	\$12,320	\$28,568	\$109,559	\$4,789	\$10,932	\$125,280